

Parker Pneumatic Concise Catalogue

Catalogue PDE2664DSUK January 2015

aerospace
climate control
electromechanical
filtration
fluid & gas handling
hydraulics
pneumatics
process control
sealing & shielding



ENGINEERING YOUR SUCCESS.

Parker Hannifin

Parker Hannifin is one of the world's leading suppliers of products and solutions in Motion and Control. Using innovative product development and an acquisition strategy to increase our range of pneumatic products and solutions, we now have one of the broadest product offerings available in the market.

Our range now extends from the compressor to the point at which the air is used. This could be supplying power take off on a

vehicle, moving a cylinder or gripper to milking cows. The design and manufacture of bespoke integrated solutions for air, gas and fluid control is one of our core specialisation.

The Parker network of distributors is the most comprehensive in the world, which means our products are available from specialist pneumatic distributors wherever you are located.

In the following pages are listed the core first choice products from across Parker which are aimed at the pneumatic market. From valves, actuators and air preparation to push in fittings quick connectors and tubing to customized systems. In this catalogue you will find products from Pneumatic Division Europe, Legris, Rectus Tema, Fluid connectors, KV and Fluid Controls, presenting an unrivalled choice of products and solutions to suit virtually any application.

aerospace
climate control
electromechanical
filtration
fluid & gas handling
hydraulics
pneumatics
process control
sealing & shielding



WARNING

FAILURE OR IMPROPER SELECTION OR IMPROPER USE OF THE PRODUCTS AND/OR SYSTEMS DESCRIBED HEREIN OR RELATED ITEMS CAN CAUSE DEATH, PERSONAL INJURY AND PROPERTY DAMAGE.

This document and other information from Parker Hannifin Corporation, its subsidiaries and authorized distributors provide product and/or system options for further investigation by users having technical expertise. It is important that you analyze all aspects of your application and review the information concerning the product or system in the current product catalog. Due to the variety of operating conditions and applications for these products or systems, the user, through its own analysis and testing, is solely responsible for making the final selection of the products and systems and assuring that all performance, safety and warning requirements of the application are met. The products described herein, including without limitation, product features, specifications, designs, availability and pricing, are subject to change by Parker Hannifin Corporation and its subsidiaries at any time without notice.

SALE CONDITIONS

The items described in this document are available for sale by Parker Hannifin Corporation, its subsidiaries or its authorized distributors. Any sale contract entered into by Parker will be governed by the provisions stated in Parker's standard terms and conditions of sale (copy available upon request).

Actuator Products	Catalogue No.	Page no.
P1A - Mini ISO 6432 Cylinders	PDE2564TCUK	8
P1D-B - ISO 15552 Cylinders	PDE2659TCUK	10
P1D-S - ISO 15552 Cylinders	PDE2570TCUK	12
P1D-T - ISO 15552 Cylinders	PDE2667TCUK	14
P1P - ISO 21287 Compact Cylinders	PDE2660TCUK	16
P1Q - ISO 15524 Compact Cylinders	PDE2663TCUK	20
Origa OSP-P Rodless Cylinders	P-A4P011GB	22
Origa HMR Rodless Electric Linear Actuators	P-A4P024GB	24
Handling Products	PDE2669TCUK	25

Valves

Air Saver Unit	PDE2672TCUK	4
Viking Lite - Metal Spool Valves	PDE2658TCUK	30
Viking Xtreme - Metal Spool Valves	PDE2569TCUK	33
B45/53 - Manual & Mechanically Operated Valves	PDE2623TCUK	36
DX - ISO 15407-1 ISOMAX	PDE2589TCUK	39
DX - ISO 5599-1 ISOMAX	PDE2589TCUK	44
Heavy Duty Poppet Valves	PDE2630TCUK	49
VA Series - Directional Control Valves	PDE2617TCUK	50
PXB - Control and Process Duty	PDE2587TCUK	52
PXC - Limit Switches	PDE2629TCUK	53
P2M - Moduflex Valve System	PDE2536TCUK	54
Isys Micro Valves	PDE2597TCUK	57
2-2-Way Water Valves	Upon Request	60

Air Preparation & Airline Accessories

Parker Global Air Preparation System	0750-UK	68
P3L - Lite Series Air Preparation System	PDE2661TCUK	74
P3X - Lite Air Preparation System	PDE2620TCUK	75
P3Y - Air Preparation System	PDE2631TCUK	78
P3Z - Air Preparation System	PDE2641TCUK	81
Prep-Air II® Miniature FRLs	PDE2591TCUK	83
Stainless Steel FRLs	PDE2504TCUK	84
Pressure Switches - G1/8", G1/4"	Upon Request	85
Shuttle Valve and Quick Exhaust Valves	PDE2566TCUK	86
Exhaust Silencers	PDE2566TCUK	87
AirGuard Protection System	PDE2604TCUK	88

Fittings, Tubing and Couplers

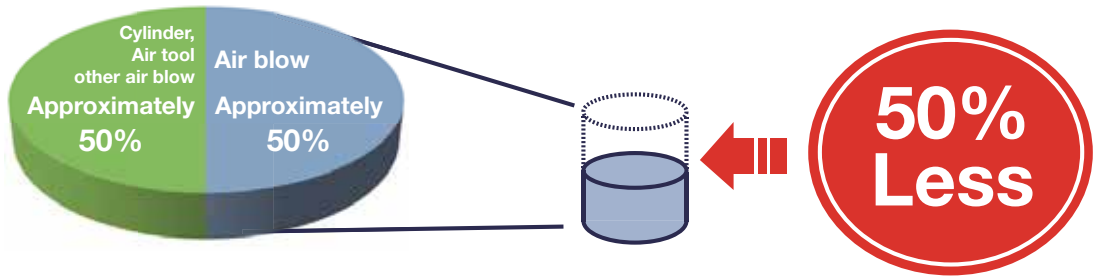
Legris Fittings and Tubing	CAT/0540/UK	90
Rectus Couplers	CAT3800-PNEU-GB	96

An easy solution to your environmental protection efforts!
The air saving unit contributes to power savings and CO2 reduction.

New

Air Saver Unit ASC/ASV Series

The air Saver Unit can reduce air consumption by up to 50% and improves blow efficiency in air blow applications.




ASV200 Series

ASC/ASO500 Series

ASV2000 Series

ASV5000 Series



Typical Savings*:
 (*100 off ASC500
 Units 8 hours/day for
 20 days)

	Without Air Saver	With Air Saver
Power Consumption	53,600kW/month	26,800kW/month
CO2 Discharge	17t	8.5t
Cost	7 164 €/month	3 618 €/month

Your estimated Air Saver Unit cost reduction per year = €42 890.52

When an air saver unit is used, several positive effects can be expected. Air blow accounts for almost 50% of all compressed air used in plants. The air saver unit with a switching valve technology for air blow. Can reduce air consumption by up to 50% !

New



- Large reductions in plant air consumption.
- Savings in compressor power consumption.
- Reduction in plant CO₂ emissions.
- Big contribution to energy-saving activities.

Operating information									
	ASV200	ASV2000	ASV5000	ASV13000	ASV15000	ASC500	ASO500	Unit	
Function	Normally closed						Normally open		
Fluid	Non lubricated air								
Flow (at 5 bar)	150	2000	5000	13000	15000	450	450	l/min (ANR)	
Port size	M5	3/8	1/2	1"	1 1/4"	1/8	1/8	BSPP	
Operating temperature	-5 to +50								° C
Pressure range	3 - 8		0 - 8			2 - 7	2 - 5	Bar	
Pilot air supply	3 - 8		3 - 8			Internal pilot		Bar	
Blow	Pulse blow					Pulse/Continuous blow			
Rated voltage	Electrical power is not necessary					DC 24 V		V	
Power consumption						1.2 W		W	
Grade of Insulation						JIS grade E			
Permissible voltage fluctuation						± 10		%	
Wiring						e-CON standard 4 pole sockets			

Order key

WP AS V 2000 - AA - 17

Grease Blank Standard grease WP Petrolatum grease (for painting applications.)		Type / Flow rate 200 2-position, internal air pilot / 200 liter/min (ASV200 only) 500 2-position, single solenoid / 500 liter/min (ASC/O500 only) 2000 2-position, external air pilot / 2000 liter/min (ASV2000 only) 5000 2-position, external air pilot / 5000 liter/min (ASV5000 only) 13000 2-position, external air pilot / 13000 liter/min (ASV13000 only) 15000 2-position, external air pilot / 15000 liter/min (ASV15000 only)		Port Size M5 M5 (ASV200 only) 10 BSPP 1/8 (ASC/O500 only) 17 BSPP 3/8 (ASV2000 only) 21 BSPP 1/2 (ASV5000 only) 34 BSPP 1 (ASV13000 only) 42 BSPP 1 1/4 (ASV15000 only)	
Series AS Air Saver Unit				Operation / Voltage AA Pneumatic operated (WP)ASV200, 2000, 5000, ASV13000 and 15000) 1W Electrical operated 24VDC (ASC/O500)	
Operation method / Function V Pneumatic operated Normally Closed. C Electrical actuated. Normal Close. (ASC500 only) O Electrical actuated. Normal Open. (ASO500 only)					

Note: Cable with e-CON connector (Model No. ASC-D24-CL10) to be ordered separately.



Actuators

Careful design and high quality manufacture throughout ensure long service life and optimum economy.

Mounting dimensions fully in accordance with ISO 6432 and CETOP RP52P greatly simplifies installation and world-wide interchangeability.



- Conforms to ISO 6432
- Available in 10 to 25 mm bores
- Corrosion resistant design and low weight construction
- Magnetic piston as standard
- End stroke buffers for long service life

Operating information

Working pressure: Max 10 bar
Temperature range: -20°C to +80°C Ø10-25mm

Prelubricated, further lubrication is not normally necessary.
If additional lubrication is introduced it must be continued.

Double acting buffer cushioning

Ø10mm - (M5)

Stroke mm	Order code
10	P1A-S010DS-0010
25	P1A-S010DS-0025
50	P1A-S010DS-0050
80	P1A-S010DS-0080

Ø12mm - (M5)

Stroke mm	Order code
10	P1A-S012DS-0010
25	P1A-S012DS-0025
50	P1A-S012DS-0050
80	P1A-S012DS-0080

Ø16mm - (M5)

Stroke mm	Order code
10	P1A-S016DS-0010
25	P1A-S016DS-0025
50	P1A-S016DS-0050
80	P1A-S016DS-0080

Ø20mm - (G1/8)

Stroke mm	Order code
10	P1A-S020DS-0010
25	P1A-S020DS-0025
50	P1A-S020DS-0050
80	P1A-S020DS-0080
100	P1A-S020DS-0100
125	P1A-S020DS-0125
160	P1A-S020DS-0160

Ø25mm - (G1/8)

Stroke mm	Order code
10	P1A-S025DS-0010
25	P1A-S025DS-0025
50	P1A-S025DS-0050
80	P1A-S025DS-0080
100	P1A-S025DS-0100
125	P1A-S025DS-0125
160	P1A-S025DS-0160

Cylinders are supplied complete with neck mounting and piston rod nuts.
Cylinders with Through piston rods are supplied with two piston rod nuts and one neck mounting nut.

Single acting push type (Spring return for retract stroke)

Ø10mm - (M5)

Stroke mm	Order code
10	P1A-S010SS-0010
25	P1A-S010SS-0025

Ø12mm - (M5)

Stroke mm	Order code
25	P1A-S012SS-0025
50	P1A-S012SS-0050

Ø16mm - (M5)

Stroke mm	Order code
25	P1A-S016SS-0025
50	P1A-S016SS-0050

Ø20mm - (G1/8)

Stroke mm	Order code
25	P1A-S020SS-0025
50	P1A-S020SS-0050

Ø25mm - (G1/8)

Stroke mm	Order code
25	P1A-S025SS-0025
50	P1A-S025SS-0050

Double acting adjustable cushioning

Ø16mm - (M5)

Stroke mm	Order code
25	P1A-S016MS-0025
50	P1A-S016MS-0050
100	P1A-S016MS-0100

Ø20mm - (G1/8)


Stroke mm	Order code
25	P1A-S020MS-0025
50	P1A-S020MS-0050
100	P1A-S020MS-0100

Ø25mm - (G1/8)


Stroke mm	Order code
25	P1A-S025MS-0025
50	P1A-S025MS-0050
100	P1A-S025MS-0100

P1A Cylinder Mounting Options


Flange MF8

	Cyl. bore Ø mm	Order code
	10	P1A-4CMB
	12	P1A-4DMB
	16	P1A-4DMB
	20	P1A-4HMB
	25	P1A-4HMB


Foot MS3

	Cyl. bore Ø mm	Order code
	10	P1A-4CMF
	12	P1A-4DMF
	16	P1A-4DMF
	20	P1A-4HMF
	25	P1A-4HMF


Swivel rod eye AP6

	Cyl. bore Ø mm	Order code
	10	P1A-4CRS
	12	P1A-4DRS
	16	P1A-4DRS
	20	P1A-4HRS
	25	P1A-4JRS

Clevis bracket AB3

	Cyl. bore Ø mm	Order code
	10	P1A-4CMT
	12	P1A-4DMT
	16	P1A-4DMT
	20	P1A-4HMT
	25	P1A-4HMT

Clevis AP2

	Cyl. bore Ø mm	Order code
	10	P1A-4CRC
	12	P1A-4DRC
	16	P1A-4DRC
	20	P1A-4HRC
	25	P1A-4JRC

Sensors

Output/function	Cable/connector	Order code
Electronic sensors , 10-30 V DC		
PNP type, normally open	0,27 m PUR-cable and 8 mm snap-in male connector	P8S-GPSHX
PNP type, normally open	0,27 m PUR-cable and M12 screw male connector	P8S-GPMHX
PNP type, normally open	3 m PVC-cable without connector	P8S-GPFLX
PNP type, normally open	10 m PVC-cable without connector	P8S-GPFTX
Reed sensors , 10-30 V AC/DC		
Normally open	0,27 m PUR-cable and 8 mm snap-in male connector	P8S-GSSHX
Normally open	0,27 m PUR-cable and M12 screw male connector	P8S-GSMHX
Normally open	3 m PVC-cable without connector	P8S-GSFLX
Normally open	10 m PVC-cable without connector	P8S-GSFTX
Normally closed	5m PVC-cable without connector ⁽¹⁾	P8S-GCFPX
Reed sensors, 10-120 V AC/DC		
Normally open	3 m PVC-cable without connector	P8S-GRFLX
Reed sensorer, 24-230 V AC/DC		
Normally open	3 m PVC-cable without connector	P8S-GRFLX2

Sensor mounting

Description	Weight kg	Order code
Sensor mounting for P1A cylinder bore Ø10 to Ø25 mm	0,07	P8S-TMC01

Connecting cables with one connector

The cables have an integral snap-in female connector.



Cables for sensors, complete with one female connector

Cable/connector	Order code
3 m, 8 mm Snap-in connector	9126344341
10 m, 8 mm Snap-in connector	9126344342

1) Without LED

Double acting with stainless steel piston rod

- Conforms to ISO 15552.
- Bore 32-125 mm.
- Double acting.
- Stainless steel piston rod.
- Robust design.
- Adjustable air cushioning.
- Retained stainless steel cushioning screws.
- Wide range of mountings and drop-in sensors



Operating information

Working pressure: Max 10 bar
Standard Temperature: -20°C to +80°C

For more information see www.parker.com/euro_pneumatic

Double acting pneumatic cushioning

Cyl. bore mm	Stroke	Order code
32 Conn. G1/8	25	P1D-B032MS-0025
	40	P1D-B032MS-0040
	50	P1D-B032MS-0050
	80	P1D-B032MS-0080
	100	P1D-B032MS-0100
	125	P1D-B032MS-0125
	160	P1D-B032MS-0160
	200	P1D-B032MS-0200
	250	P1D-B032MS-0250
	320	P1D-B032MS-0320
400	P1D-B032MS-0400	
500	P1D-B032MS-0500	

40 Conn. G1/4	25	P1D-B040MS-0025
	40	P1D-B040MS-0040
	50	P1D-B040MS-0050
	80	P1D-B040MS-0080
	100	P1D-B040MS-0100
	125	P1D-B040MS-0125
	160	P1D-B040MS-0160
	200	P1D-B040MS-0200
	250	P1D-B040MS-0250
	320	P1D-B040MS-0320
400	P1D-B040MS-0400	
500	P1D-B040MS-0500	

50 Conn. G1/4	25	P1D-B050MS-0025
	40	P1D-B050MS-0040
	50	P1D-B050MS-0050
	80	P1D-B050MS-0080
	100	P1D-B050MS-0100
	125	P1D-B050MS-0125
	160	P1D-B050MS-0160
	200	P1D-B050MS-0200
	250	P1D-B050MS-0250
	320	P1D-B050MS-0320
400	P1D-B050MS-0400	
500	P1D-B050MS-0500	

63 Conn. G3/8	25	P1D-B063MS-0025
	40	P1D-B063MS-0040
	50	P1D-B063MS-0050
	80	P1D-B063MS-0080
	100	P1D-B063MS-0100
	125	P1D-B063MS-0125
	160	P1D-B063MS-0160
	200	P1D-B063MS-0200
	250	P1D-B063MS-0250
	320	P1D-B063MS-0320
400	P1D-B063MS-0400	
500	P1D-B063MS-0500	

Cyl. bore mm	Stroke	Order code
80 Conn. G3/8	25	P1D-B080MS-0025
	40	P1D-B080MS-0040
	50	P1D-B080MS-0050
	80	P1D-B080MS-0080
	100	P1D-B080MS-0100
	125	P1D-B080MS-0125
	160	P1D-B080MS-0160
	200	P1D-B080MS-0200
	250	P1D-B080MS-0250
	320	P1D-B080MS-0320
400	P1D-B080MS-0400	
500	P1D-B080MS-0500	

100 Conn. G1/2	25	P1D-B100MS-0025
	40	P1D-B100MS-0040
	50	P1D-B100MS-0050
	80	P1D-B100MS-0080
	100	P1D-B100MS-0100
	125	P1D-B100MS-0125
	160	P1D-B100MS-0160
	200	P1D-B100MS-0200
	250	P1D-B100MS-0250
	320	P1D-B100MS-0320
400	P1D-B100MS-0400	
500	P1D-B100MS-0500	

125 Conn. G1/2	25	P1D-B125MS-0025
	40	P1D-B125MS-0040
	50	P1D-B125MS-0050
	80	P1D-B125MS-0080
	100	P1D-B125MS-0100
	125	P1D-B125MS-0125
	160	P1D-B125MS-0160
	200	P1D-B125MS-0200
	250	P1D-B125MS-0250
	320	P1D-B125MS-0320
400	P1D-B125MS-0400	
500	P1D-B125MS-0500	

Flange MF1 / MF2

Cyl. bore Ø mm	Order code
32	P1C-4KMB
40	P1C-4LMB
50	P1C-4MMB
63	P1C-4NMB
80	P1C-4PMB
100	P1C-4QMB
125	P1C-4RMB

Foot brackets MS1

Cyl. bore Ø mm	Order code
32	P1C-4KMF
40	P1C-4LMF
50	P1C-4MMF
63	P1C-4NMF
80	P1C-4PMF
100	P1C-4QMF
125	P1C-4RMF

Pivot bracket with rigid bearing AB7

Cyl. bore Ø mm	Order code
32	P1C-4KMDB
40	P1C-4LMDDB
50	P1C-4MMDB
63	P1C-4NMDB
80	P1C-4PMDB
100	P1C-4QMDB
125	P1C-4RMDB

Swivel eye bracket MP6

Cyl. bore Ø mm	Order code
32	PD23843
40	PD23844
50	PD23845
63	PD23846
80	PD23847
100	PD23848
125	PD23849

Clevis bracket MP2

Cyl. bore Ø mm	Order code
32	P1C-4KMTB
40	P1C-4LMTB
50	P1C-4MMTB
63	P1C-4NMTB
80	P1C-4PMTB
100	P1C-4QMTB
125	P1C-4RMTB

Clevis bracket MP4

Cyl. bore Ø mm	Order code
32	PD23412
40	PD23413
50	PD23414
63	PD23415
80	PD23416
100	PD23417
125	PD23418

Clevis bracket AB6

Cyl. bore Ø mm	Order code
32	P1C-4KMCB
40	P1C-4LMCB
50	P1C-4MMCB
63	P1C-4NMCB
80	P1C-4PMCB
100	P1C-4QMCB
125	P1C-4RMCB

Pivot bracket with swivel bearing CS7

Cyl. bore Ø mm	Order code
32	KC5130
40	KC5131
50	KC5132
63	KC5133
80	KC5134
100	KC5135
125	KC5136

3 & 4 positions glange JP1

Cyl. bore Ø mm	Order code
32	P1E-6KB0
40	P1E-6LB0
50	P1E-6MB0
63	P1E-6NB0
80	P1E-6PB0
100	P1E-6QB0

Pivot brackets AT4 for trunnion MT*

Cyl. bore Ø mm	Order code
32	PD23381
40	PD23382
50	PD23382
63	PD23383
80	PD23383
100	PD23384
125	PD23384

Swivel rod eye AP6

Cyl. bore Ø mm	Order code
32	P1C-4KRS
40	P1C-4LRS
50	P1C-4MRS
63	P1C-4MRS
80	P1C-4PRS
100	P1C-4PRS
125	P1C-4RRS

Clevis AP2

Cyl. bore Ø mm	Order code
32	P1C-4KRC
40	P1C-4LRC
50	P1C-4MRC
63	P1C-4MRC
80	P1C-4PRC
100	P1C-4PRC
125	P1C-4RRC

Flexo coupling PM5

Cyl. bore Ø mm	Order code
32	KY1129
40	KY1131
50	KY1133
63	KY1133
80	KY1134
100	KY1134
125	KC5036

Nut MR9 *

Cyl. bore Ø mm	Order code
32	P14-4KRPZ
40	P14-4LRPZ
50	P14-4MRPZ
63	P14-4MRPZ
80	P14-4PRPZ
100	P14-4PRPZ
125	P14-4RRPZ

* Supplied as pack of 10 off

Sensors

Output/function	Cable/connector	Order code
Electronic sensors , 10-30 V DC		
PNP type, normally open	0,27 m PUR-cable and 8 mm snap-in male connector	P8S-GPSHX
PNP type, normally open	0,27 m PUR-cable and M12 screw male connector	P8S-GPMHX
PNP type, normally open	3 m PVC-cable without connector	P8S-GPFLX
PNP type, normally open	10 m PVC-cable without connector	P8S-GPTFX
Reed sensors , 10-30 V AC/DC		
Normally open	0,27 m PUR-cable and 8 mm snap-in male connector	P8S-GSSHX
Normally open	0,27 m PUR-cable and M12 screw male connector	P8S-GSMHX
Normally open	3 m PVC-cable without connector	P8S-GSFLX
Normally open	10 m PVC-cable without connector	P8S-GSFTX
Normally closed	5m PVC-cable without connector ⁽¹⁾	P8S-GCFPX
Reed sensors, 10-120 V AC/DC		
Normally open	3 m PVC-cable without connector	P8S-GRFLX
Reed sensorer, 24-230 V AC/DC		
Normally open	3 m PVC-cable without connector	P8S-GRFLX2

Connecting cables with one connector

The cables have an integral snap-in female connector.



Cables for sensors, complete with one female connector

Cable/connector	Order code
3 m, 8 mm Snap-in connector	9126344341
10 m, 8 mm Snap-in connector	9126344342

1) Without LED

P1D-S series. This series is the ultimate in ISO pneumatic cylinders and is suitable for virtually any application. Options include the tie rod design, smooth profile, ultra clean cylinders for use in the food industry and all the variants illustrated on page 33 including through rod and piston rod locking versions.

- Available in 32 to 125 mm bores
- PUR seals for long service life
- Drop-in sensors
- Corrosion resistant design
- Magnetic piston as standard
- Lubricated with food grade grease



Operating information

Working pressure:	Max 10 bar
Seals / Temperature options	
Standard:	-20°C to +80°C
High temperature:	-10°C to +150°C
Low temperature:	-40°C to +80°C
Cylinders for low pressure hydraulic operation:	Ø32-125mm
ATEX approval:	CE Ex II GD c T4 120°C

For ATEX specific products contact Sales Office

Double acting pneumatic cushioning

Ø32mm - (G^{1/8})

Stroke mm	Order code
25	P1D-S032MS-0025
40	P1D-S032MS-0040
50	P1D-S032MS-0050
80	P1D-S032MS-0080
100	P1D-S032MS-0100
125	P1D-S032MS-0125
160	P1D-S032MS-0160
200	P1D-S032MS-0200
250	P1D-S032MS-0250
320	P1D-S032MS-0320
400	P1D-S032MS-0400
500	P1D-S032MS-0500

Ø63mm - (G^{3/8})

Stroke mm	Order code
25	P1D-S063MS-0025
40	P1D-S063MS-0040
50	P1D-S063MS-0050
80	P1D-S063MS-0080
100	P1D-S063MS-0100
125	P1D-S063MS-0125
160	P1D-S063MS-0160
200	P1D-S063MS-0200
250	P1D-S063MS-0250
320	P1D-S063MS-0320
400	P1D-S063MS-0400
500	P1D-S063MS-0500

Ø100mm - (G^{1/2})

Stroke mm	Order code
25	P1D-S100MS-0025
40	P1D-S100MS-0040
50	P1D-S100MS-0050
80	P1D-S100MS-0080
100	P1D-S100MS-0100
125	P1D-S100MS-0125
160	P1D-S100MS-0160
200	P1D-S100MS-0200
250	P1D-S100MS-0250
320	P1D-S100MS-0320
400	P1D-S100MS-0400
500	P1D-S100MS-0500

Ø40mm - (G^{1/4})

Stroke mm	Order code
25	P1D-S040MS-0025
40	P1D-S040MS-0040
50	P1D-S040MS-0050
80	P1D-S040MS-0080
100	P1D-S040MS-0100
125	P1D-S040MS-0125
160	P1D-S040MS-0160
200	P1D-S040MS-0200
250	P1D-S040MS-0250
320	P1D-S040MS-0320
400	P1D-S040MS-0400
500	P1D-S040MS-0500

Ø80mm - (G^{3/4})

Stroke mm	Order code
25	P1D-S080MS-0025
40	P1D-S080MS-0040
50	P1D-S080MS-0050
80	P1D-S080MS-0080
100	P1D-S080MS-0100
125	P1D-S080MS-0125
160	P1D-S080MS-0160
200	P1D-S080MS-0200
250	P1D-S080MS-0250
320	P1D-S080MS-0320
400	P1D-S080MS-0400
500	P1D-S080MS-0500

Ø125mm - (G^{1/2})

Stroke mm	Order code
25	P1D-S125MS-0025
40	P1D-S125MS-0040
50	P1D-S125MS-0050
80	P1D-S125MS-0080
100	P1D-S125MS-0100
125	P1D-S125MS-0125
160	P1D-S125MS-0160
200	P1D-S125MS-0200
250	P1D-S125MS-0250
320	P1D-S125MS-0320
400	P1D-S125MS-0400
500	P1D-S125MS-0500

Ø50mm - (G^{1/4})

Stroke mm	Order code
25	P1D-S050MS-0025
40	P1D-S050MS-0040
50	P1D-S050MS-0050
80	P1D-S050MS-0080
100	P1D-S050MS-0100
125	P1D-S050MS-0125
160	P1D-S050MS-0160
200	P1D-S050MS-0200
250	P1D-S050MS-0250
320	P1D-S050MS-0320
400	P1D-S050MS-0400
500	P1D-S050MS-0500

The cylinders are supplied complete with a zinc plated steel piston rod nut.

Flange MF1 / MF2

Cyl. bore Ø mm	Order code
32	P1C-4KMB
40	P1C-4LMB
50	P1C-4MMB
63	P1C-4NMB
80	P1C-4PMB
100	P1C-4QMB
125	P1C-4RMB

Foot brackets MS1

Cyl. bore Ø mm	Order code
32	P1C-4KMF
40	P1C-4LMF
50	P1C-4MMF
63	P1C-4NMF
80	P1C-4PMF
100	P1C-4QMF
125	P1C-4RMF

Pivot bracket with rigid bearing AB7

Cyl. bore Ø mm	Order code
32	P1C-4KMD
40	P1C-4LMD
50	P1C-4MMD
63	P1C-4NMD
80	P1C-4PMD
100	P1C-4QMD
125	P1C-4RMD

Swivel eye bracket MP6

Cyl. bore Ø mm	Order code
32	P1C-4KMSA
40	P1C-4LMSA
50	P1C-4MMSA
63	P1C-4NMSA
80	P1C-4PMSA
100	P1C-4QMSA
125	P1C-4RMSA

Clevis bracket MP2

Cyl. bore Ø mm	Order code
32	P1C-4KMT
40	P1C-4LMT
50	P1C-4MMT
63	P1C-4NMT
80	P1C-4PMT
100	P1C-4QMT
125	P1C-4RMT

Sensors

Output/function	Cable/connector	Order code
Electronic sensors , 10-30 V DC		
PNP type, normally open	0,27 m PUR-cable and 8 mm snap-in male connector	P8S-GPSHX
PNP type, normally open	0,27 m PUR-cable and M12 screw male connector	P8S-GPMHX
PNP type, normally open	3 m PVC-cable without connector	P8S-GPFLX
PNP type, normally open	10 m PVC-cable without connector	P8S-GPTFX
Reed sensors , 10-30 V AC/DC		
Normally open	0,27 m PUR-cable and 8 mm snap-in male connector	P8S-GSSHX
Normally open	0,27 m PUR-cable and M12 screw male connector	P8S-GSMHX
Normally open	3 m PVC-cable without connector	P8S-GSFLX
Normally open	10 m PVC-cable without connector	P8S-GSFTX
Normally closed	5m PVC-cable without connector (1)	P8S-GCFPX
Reed sensors, 10-120 V AC/DC		
Normally open	3 m PVC-cable without connector	P8S-GRFLX
Reed sensorer, 24-230 V AC/DC		
Normally open	3 m PVC-cable without connector	P8S-GRFLX2

Clevis bracket MP4

Cyl. bore Ø mm	Order code
32	P1C-4KME
40	P1C-4LME
50	P1C-4MME
63	P1C-4NME
80	P1C-4PME
100	P1C-4QME
125	P1C-4RME

Clevis bracket AB6

Cyl. bore Ø mm	Order code
32	P1C-4KMCA
40	P1C-4LMCA
50	P1C-4MMCA
63	P1C-4NMCA
80	P1C-4PMCA
100	P1C-4QMCA
125	P1C-4RMCA

Pivot bracket with swivel bearingCS7

Cyl. bore Ø mm	Order code
32	P1C-4KMA
40	P1C-4LMA
50	P1C-4MMA
63	P1C-4NMA
80	P1C-4PMA
100	P1C-4QMA
125	P1C-4RMA

3 & 4 positions flange JP1

Cyl. bore Ø mm	Order code
32	P1E-6KB0
40	P1E-6LB0
50	P1E-6MB0
63	P1E-6NB0
80	P1E-6PB0
100	P1E-6QB0

Pivot brackets AT4 for trunnion MT*

Cyl. bore Ø mm	Order code
32	9301054261
40	9301054262
50	9301054262
63	9301054264
80	9301054264
100	9301054266
125	9301054266

Swivel rod eye AP6

Cyl. bore Ø mm	Order code
32	P1C-4KRS
40	P1C-4LRS
50	P1C-4MRS
63	P1C-4MRS
80	P1C-4PRS
100	P1C-4PRS
125	P1C-4RRS

Clevis AP2

Cyl. bore Ø mm	Order code
32	P1C-4KRC
40	P1C-4LRC
50	P1C-4MRC
63	P1C-4MRC
80	P1C-4PRC
100	P1C-4PRC
125	P1C-4RRC

Flexo coupling PM5

Cyl. bore Ø mm	Order code
32	P1C-4KRF
40	P1C-4LRF
50	P1C-4MRF
63	P1C-4MRF
80	P1C-4PRF
100	P1C-4PRF
125	P1C-4RRF

Nut MR9 *

Cyl. bore Ø mm	Order code
32	P14-4KRPZ
40	P14-4LRPZ
50	P14-4MRPZ
63	P14-4MRPZ
80	P14-4PRPZ
100	P14-4PRPZ
125	P14-4RRPZ

Stainless steel nut MR9 *

Cyl. bore Ø mm	Order code
32	P14-4KRPS
40	P14-4LRPS
50	P14-4MRPS
63	P14-4MRPS
80	P14-4PRPS
100	P14-4PRPS
125	P14-4RRPS

* Supplied as pack of 10 off

Connecting cables with one connector

The cables have an integral snap-in female connector.



Cables for sensors, complete with one female connector

Cable/connector	Order code
3 m, 8 mm Snap-in connector	9126344341
10 m, 8 mm Snap-in connector	9126344342

1) Without LED

The P1D-T range of cylinders is intended for use in a wide range of applications.

Careful design and high quality manufacture throughout ensure long service life and optimum economy.

Mounting dimensions fully in accordance with ISO 15552 (ISO 6431 and CETOP RP52P) greatly simplifies installation and world-wide interchangeability.



- Bore sizes Ø160 - Ø320mm
- Stroke lengths 10mm - 2000mm
- Magnetic piston as standard
- Adjustable cushioning as standard
- High temperature versions
- ATEX version
- Special version on request

Operating information

Working pressure:	Max 10 bar
Seals / Temperature options	
Standard:	-20°C to +80°C
High temperature:	-10°C to +150°C
ATEX approval:	CE Ex IIGD c T4 120°C

Double acting pneumatic cushioning

Ø160mm

Stroke mm	Order code
50	P1D-T160MS-0050
80	P1D-T160MS-0080
100	P1D-T160MS-0100
125	P1D-T160MS-0125
160	P1D-T160MS-0160
200	P1D-T160MS-0200
250	P1D-T160MS-0250
320	P1D-T160MS-0320
400	P1D-T160MS-0400
500	P1D-T160MS-0500
800	P1D-T160MS-0800
1000	P1D-T160MS-1000

Ø320mm

Stroke mm	Order code
50	P1D-T320MS-0050
80	P1D-T320MS-0080
100	P1D-T320MS-0100
125	P1D-T320MS-0125
160	P1D-T320MS-0160
200	P1D-T320MS-0200
250	P1D-T320MS-0250
320	P1D-T320MS-0320
400	P1D-T320MS-0400
500	P1D-T320MS-0500
800	P1D-T320MS-0800
1000	P1D-T320MS-1000

Ø200mm

Stroke mm	Order code
50	P1D-T200MS-0050
80	P1D-T200MS-0080
100	P1D-T200MS-0100
125	P1D-T200MS-0125
160	P1D-T200MS-0160
200	P1D-T200MS-0200
250	P1D-T200MS-0250
320	P1D-T200MS-0320
400	P1D-T200MS-0400
500	P1D-T200MS-0500
800	P1D-T200MS-0800
1000	P1D-T200MS-1000

Ø250mm

Stroke mm	Order code
50	P1D-T250MS-0050
80	P1D-T250MS-0080
100	P1D-T250MS-0100
125	P1D-T250MS-0125
160	P1D-T250MS-0160
200	P1D-T250MS-0200
250	P1D-T250MS-0250
320	P1D-T250MS-0320
400	P1D-T250MS-0400
500	P1D-T250MS-0500
800	P1D-T250MS-0800
1000	P1D-T250MS-1000

The cylinders are supplied complete with a zinc plated steel piston rod nut.

Flange MF1 / MF2

Cyl. bore Ø mm	Order code
160	PD23410
200	PD24924
250	PD25761
320	KL9140



Clevis bracket MP2

Cyl. bore Ø mm	Order code
160	P1C-4SMTB
200	P1C-4TMTB
250	P1C-4UMTB
320	P1C-4VMTB



Swivel rod eye AP6

Cyl. bore Ø mm	Order code
160	KY6863
200	KY6863
250	KY6864
320	KL9132



Foot brackets MS1

Cyl. bore Ø mm	Order code
160	PD22027
200	PD24792
250	PD25758
320	KL9139



Clevis bracket MP4

Cyl. bore Ø mm	Order code
160	PD22628
200	PD24999
250	PD25759
320	KL9135



Clevis AP2

Cyl. bore Ø mm	Order code
160	KY6867
200	KY6867
250	KY6868
320	KL9131



Pivot bracket with rigid bearing AB7

Cyl. bore Ø mm	Order code
160	P1C-4SMDB
200	P1C-4TMDB
250	P1C-4UMDC
320	P1C-4VMDC



Pivot brackets AT4 for trunnion MT*

Cyl. bore Ø mm	Order code
160	PD24425
200	PD24425
250	PD25763
320	KL9130



Flexo coupling PM5

Cyl. bore Ø mm	Order code
160	KY1139
200	KY1139
250	KY1140
320	KL9133



Swivel eye bracket MP6

Cyl. bore Ø mm	Order code
160	PD23850
200	PD25766
250	PD25760
320	KL9136



Centre trunnion MT4

Cyl. bore Ø mm	Order code
160	-
200	-
250	-
320	-



Sensors

Output/function	Cable/connector	Order code
Electronic sensors , 10-30 V DC		
PNP type, normally open	0,27 m PUR-cable and 8 mm snap-in male connector	P8S-GPSHX
PNP type, normally open	0,27 m PUR-cable and M12 screw male connector	P8S-GPMHX
PNP type, normally open	3 m PVC-cable without connector	P8S-GPFLX
PNP type, normally open	10 m PVC-cable without connector	P8S-GPFTX
Reed sensors , 10-30 V AC/DC		
Normally open	0,27 m PUR-cable and 8 mm snap-in male connector	P8S-GSSHX
Normally open	0,27 m PUR-cable and M12 screw male connector	P8S-GSMHX
Normally open	3 m PVC-cable without connector	P8S-GSFLX
Normally open	10 m PVC-cable without connector	P8S-GSFTX
Normally closed	5m PVC-cable without connector ⁽¹⁾	P8S-GCFPX
Reed sensors, 10-120 V AC/DC		
Normally open	3 m PVC-cable without connector	P8S-GRFLX
Reed sensorer, 24-230 V AC/DC		
Normally open	3 m PVC-cable without connector	P8S-GRFLX2

Sensor mounting

Description	Weight kg	Order code
Sensor mounting for P1D-T cylinder bore Ø160 to Ø320 mm	0,040	PD48956

Connecting cables with one connector

The cables have an integral snap-in female connector.



Cables for sensors, complete with one female connector

Cable/connector	Order code
3 m, 8 mm Snap-in connector	9126344341
10 m, 8 mm Snap-in connector	9126344342

1) Without LED

Double acting - Female threaded piston rod

The versatile range of Short Build Cylinders. Integral sensor grooves, suitable for a wide range of applications.

- Bore 20-100 mm with ISO 21287 conformity
- Double acting with female piston rod thread
- Ideal for applications where space is at a premium
- Corrosion resistant thanks to use of anodised aluminium and stainless steel
- Elastic cushioning facilitates high speeds and short cycle times.
- Flexible direct mounting with through holes and threads
- Wide range of mountings and drop-in sensors



Operating information

Working pressure: Max 10 bar
Permissible fluid: Air, with or without lubrication

Seals / Temperature options
Standard: -20°C to +80°C
High temperature: -10°C to +120°C
Low temperature: -40°C to +80°C

Prelubricated, further lubrication is not normally necessary. If additional lubrication is introduced it must be continued.

Double acting - Female threaded piston rod

Ø20mm - (M5)

Stroke mm	Order code
5	P1PS020DS7G0005
10	P1PS020DS7G0010
15	P1PS020DS7G0015
20	P1PS020DS7G0020
25	P1PS020DS7G0025
30	P1PS020DS7G0030
40	P1PS020DS7G0040
50	P1PS020DS7G0050
60	P1PS020DS7G0060

Ø25mm - (M5)

Stroke mm	Order code
5	P1PS025DS7G0005
10	P1PS025DS7G0010
15	P1PS025DS7G0015
20	P1PS025DS7G0020
25	P1PS025DS7G0025
30	P1PS025DS7G0030
40	P1PS025DS7G0040
50	P1PS025DS7G0050
60	P1PS025DS7G0060

Ø32mm - (G1/8)

Stroke mm	Order code
5	P1PS032DS7G0005
10	P1PS032DS7G0010
15	P1PS032DS7G0015
20	P1PS032DS7G0020
25	P1PS032DS7G0025
30	P1PS032DS7G0030
40	P1PS032DS7G0040
50	P1PS032DS7G0050
60	P1PS032DS7G0060
80	P1PS032DS7G0080

Ø40mm - (G1/8)

Stroke mm	Order code
5	P1PS040DS7G0005
10	P1PS040DS7G0010
15	P1PS040DS7G0015
20	P1PS040DS7G0020
25	P1PS040DS7G0025
30	P1PS040DS7G0030
40	P1PS040DS7G0040
50	P1PS040DS7G0050
60	P1PS040DS7G0060
80	P1PS040DS7G0080

Ø50mm - (G1/8)

Stroke mm	Order code
5	P1PS050DS7G0005
10	P1PS050DS7G0010
15	P1PS050DS7G0015
20	P1PS050DS7G0020
25	P1PS050DS7G0025
30	P1PS050DS7G0030
40	P1PS050DS7G0040
50	P1PS050DS7G0050
60	P1PS050DS7G0060
80	P1PS050DS7G0080

Ø63mm - (G1/8)

Stroke mm	Order code
5	P1PS063DS7G0005
10	P1PS063DS7G0010
15	P1PS063DS7G0015
20	P1PS063DS7G0020
25	P1PS063DS7G0025
30	P1PS063DS7G0030
40	P1PS063DS7G0040
50	P1PS063DS7G0050
60	P1PS063DS7G0060
80	P1PS063DS7G0080

Ø80mm - (G1/8)

Stroke mm	Order code
5	P1PS080DS7G0005
10	P1PS080DS7G0010
15	P1PS080DS7G0015
20	P1PS080DS7G0020
25	P1PS080DS7G0025
30	P1PS080DS7G0030
40	P1PS080DS7G0040
50	P1PS080DS7G0050
60	P1PS080DS7G0060
80	P1PS080DS7G0080
100	P1PS080DS7G0100

Ø100mm - (G1/8)

Stroke mm	Order code
10	P1PS100DS7G0010
15	P1PS100DS7G0015
20	P1PS100DS7G0020
25	P1PS100DS7G0025
30	P1PS100DS7G0030
40	P1PS100DS7G0040
50	P1PS100DS7G0050
60	P1PS100DS7G0060
80	P1PS100DS7G0080
100	P1PS100DS7G0100

Double acting - Guided

This cylinder version feature twin guide rods connected to the piston rod by a large flange plate. These cylinders are ideal for clamping an moving applications where turning of the piston rod must be avoided.

- Bore 20-100 mm
- Double acting with non rotating linear movement
- For fixing, clamping and moving anti rotate applications
- Anodised end covers, tool plate and barrel
- Stainless steel guide rods and piston rod as standard
- Flexible direct mounting with through holes and threads
- Wide range of mountings and drop-in sensors



Double acting - Guided

Ø20mm - (M5)

Stroke mm	Order code
5	P1PG020DS7G0005
10	P1PG020DS7G0010
15	P1PG020DS7G0015
20	P1PG020DS7G0020
25	P1PG020DS7G0025
30	P1PG020DS7G0030
40	P1PG020DS7G0040
50	P1PG020DS7G0050
60	P1PG020DS7G0060

Ø25mm - (M5)

Stroke mm	Order code
5	P1PG025DS7G0005
10	P1PG025DS7G0010
15	P1PG025DS7G0015
20	P1PG025DS7G0020
25	P1PG025DS7G0025
30	P1PG025DS7G0030
40	P1PG025DS7G0040
50	P1PG025DS7G0050
60	P1PG025DS7G0060

Ø32mm - (G1/8)

Stroke mm	Order code
5	P1PG032DS7G0005
10	P1PG032DS7G0010
15	P1PG032DS7G0015
20	P1PG032DS7G0020
25	P1PG032DS7G0025
30	P1PG032DS7G0030
40	P1PG032DS7G0040
50	P1PG032DS7G0050
60	P1PG032DS7G0060
80	P1PG032DS7G0080

Ø40mm - (G1/8)

Stroke mm	Order code
5	P1PG040DS7G0005
10	P1PG040DS7G0010
15	P1PG040DS7G0015
20	P1PG040DS7G0020
25	P1PG040DS7G0025
30	P1PG040DS7G0030
40	P1PG040DS7G0040
50	P1PG040DS7G0050
60	P1PG040DS7G0060
80	P1PG040DS7G0080

Ø50mm - (G1/8)

Stroke mm	Order code
5	P1PG050DS7G0005
10	P1PG050DS7G0010
15	P1PG050DS7G0015
20	P1PG050DS7G0020
25	P1PG050DS7G0025
30	P1PG050DS7G0030
40	P1PG050DS7G0040
50	P1PG050DS7G0050
60	P1PG050DS7G0060
80	P1PG050DS7G0080

Ø63mm - (G1/8)

Stroke mm	Order code
5	P1PG063DS7G0005
10	P1PG063DS7G0010
15	P1PG063DS7G0015
20	P1PG063DS7G0020
25	P1PG063DS7G0025
30	P1PG063DS7G0030
40	P1PG063DS7G0040
50	P1PG063DS7G0050
60	P1PG063DS7G0060
80	P1PG063DS7G0080

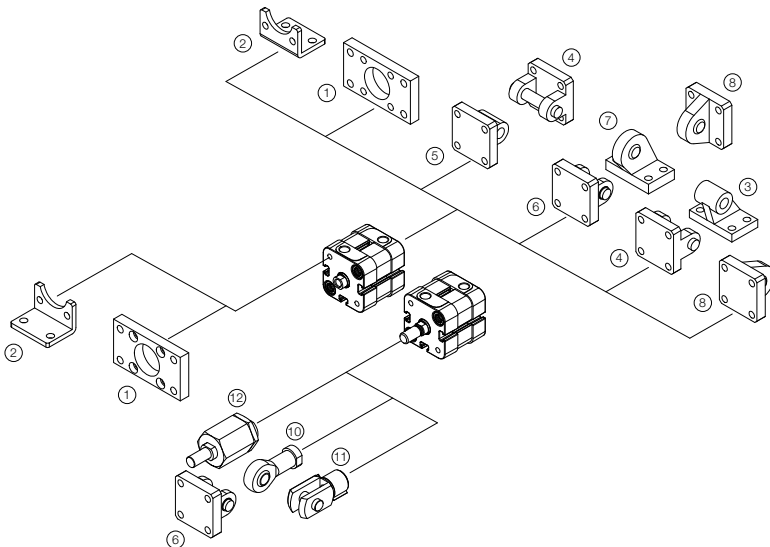
Ø80mm - (G1/8)

Stroke mm	Order code
5	P1PG080DS7G0005
10	P1PG080DS7G0010
15	P1PG080DS7G0015
20	P1PG080DS7G0020
25	P1PG080DS7G0025
30	P1PG080DS7G0030
40	P1PG080DS7G0040
50	P1PG080DS7G0050
60	P1PG080DS7G0060
80	P1PG080DS7G0080
100	P1PG080DS7G0100

Ø100mm - (G1/8)

Stroke mm	Order code
10	P1PG100DS7G0010
15	P1PG100DS7G0015
20	P1PG100DS7G0020
25	P1PG100DS7G0025
30	P1PG100DS7G0030
40	P1PG100DS7G0040
50	P1PG100DS7G0050
60	P1PG100DS7G0060
80	P1PG100DS7G0080
100	P1PG100DS7G0100

	Flange MF1 / MF2 ¹	Foot brackets MS1 ²	Pivot bracket with rigid bearing AB7 ³	Clevis bracket MP2 ⁴	Clevis bracket MP4 ⁵
Ø 20	P1P-4HMB	P1P-4HMF			P1P-4HME
Ø 25	P1P-4JMB	P1P-4JMF			P1P-4JME
Ø 32	P1C-4KMB	P1C-4KMF	P1C-4KMD	P1C-4KMT	P1C-4KME
Ø 40	P1C-4LMB	P1C-4LMF	P1C-4LMD	P1C-4LMT	P1C-4LME
Ø 50	P1C-4MMB	P1C-4MMF	P1C-4MMD	P1C-4MMT	P1C-4MME
Ø 63	P1C-4NMB	P1C-4NMF	P1C-4NMD	P1C-4NMT	P1C-4NME
Ø 80	P1C-4PMB	P1C-4PMF	P1C-4PMD	P1C-4PMT	P1C-4PME
Ø 100	P1C-4QMB	P1C-4QMF	P1C-4QMD	P1C-4QMT	P1C-4QME
	Clevis bracket AB6 ⁶	Pivot bracket with swivel bearing CS7 ⁷	Swivel eye ⁸ bracket MP6	3 and 4 positions flange JP1	Swivel rod eye AP6 ¹⁰
Ø 20					P1A-4HRS
Ø 25					P1A-4HRS
Ø 32	P1C-4KMCA	P1C-4KMA	P1C-4KMSA	P1E-6KB0	P1C-4KRS
Ø 40	P1C-4LMCA	P1C-4LMA	P1C-4LMSA	P1E-6LB0	P1C-4KRS
Ø 50	P1C-4MMCA	P1C-4MMA	P1C-4MMSA	P1E-6MB0	P1C-4LRS
Ø 63	P1C-4NMCA	P1C-4NMA	P1C-4NMSA	P1E-6NB0	P1C-4LRS
Ø 80	P1C-4PMCA	P1C-4PMA	P1C-4PMSA	P1E-6PB0	P1C-4MRS
Ø 100	P1C-4QMCA	P1C-4QMA	P1C-4QMSA	P1E-6QB0	P1C-4MRS
	Clevis AP2 ¹¹	Flexo coupling ¹² PM5	Nut MR9 (Pack of 10 off)	Stainless Steel Nut MR9 (Pack of 10 off)	
Ø 20	P1A-4HRC	P1C-4HRF	P14-4HRPZ	P14-4HRPS	
Ø 25	P1A-4HRC	P1C-4HRF	P14-4HRPZ	P14-4HRPS	
Ø 32	P1C-4KRC	P1C-4KRF	P14-4KRPZ	P14-4KRPS	
Ø 40	P1C-4KRC	P1C-4KRF	P14-4KRPZ	P14-4KRPS	
Ø 50	P1C-4LRC	P1C-4LRF	P14-4LRPZ	P14-4LRPS	
Ø 63	P1C-4LRC	P1C-4LRF	P14-4LRPZ	P14-4LRPS	
Ø 80	P1C-4MRC	P1C-4MRF	P14-4MRPZ	P14-4MRPS	
Ø 100	P1C-4MRC	P1C-4MRF	P14-4MRPZ	P14-4MRPS	



Ordering data

Output/function	Cable/connector	Weight kg	Order code
Electronic sensors , 10-30 V DC			
PNP type, normally open	0,27 m PUR-cable and 8 mm snap-in male connector	0,007	P8S-GPSHX
PNP type, normally open	0,27 m PUR-cable and M12 screw male connector	0,015	P8S-GPMHX
PNP type, normally open	3 m PVC-cable without connector	0,030	P8S-GPFLX
PNP type, normally open	10 m PVC-cable without connector	0,110	P8S-GPFTX
Reed sensors , 10-30 V AC/DC			
Normally open	0,27 m PUR-cable and 8 mm snap-in male connector	0,007	P8S-GSSHX
Normally open	0,27 m PUR-cable and M12 screw male connector	0,015	P8S-GSMHX
Normally open	3 m PVC-cable without connector	0,030	P8S-GSFLX
Normally open	10 m PVC-cable without connector	0,110	P8S-GSFTX
Normally closed	5m PVC-cable without connector ¹⁾	0,050	P8S-GCFFX
Reed sensors, 10-120 V AC/DC			
Normally open	3 m PVC-cable without connector	0,030	P8S-GRFLX
Reed sensorer, 24-230 V AC/DC			
Normally open	3 m PVC-cable without connector	0,030	P8S-GRFLX2

1) Without LED

Connecting cables with one connector

The cables have an integral snap-in female connector.



Type of cable	Cable/connector	Weight kg	Order code
Cables for sensors, complete with one female connector			
Cable, Flex PVC	3 m, 8 mm Snap-in connector	0,07	9126344341
Cable, Flex PVC	10 m, 8 mm Snap-in connector	0,21	9126344342

The P1Q compact cylinder is ideal for applications where you need compact dimensions and high overall performance. The versatile P1Q cylinder range provides a long trouble-free operation in a variety of applications.



- Bore 12-100 mm with ISO 15524 conformity
- Compact and versatile
- Magnetic or non magnetic options
- Flush fit sensor range
- Buffer cushioning as standard
- Piston wear ring on Ø32 - Ø100mm
- Tapped both ends as standard

Operating information

Working pressure:	Max 10 bar
Permissible fluid:	Air, with or without lubrication
Standard working temperature:	-5°C to +60°C

Prelubricated, further lubrication is not normally necessary. If additional lubrication is introduced it must be continued.

Double acting - Magnetic - Female threaded piston rod

Ø12mm

Stroke mm	Order code
5	P1QS012DC7G0005
10	P1QS012DC7G0010
15	P1QS012DC7G0015
20	P1QS012DC7G0020
25	P1QS012DC7G0025
30	P1QS012DC7G0030

Ø16mm

Stroke mm	Order code
5	P1QS016DC7G0005
10	P1QS016DC7G0010
15	P1QS016DC7G0015
20	P1QS016DC7G0020
25	P1QS016DC7G0025
30	P1QS016DC7G0030

Ø20mm

Stroke mm	Order code
10	P1QS020DC7G0010
15	P1QS020DC7G0015
20	P1QS020DC7G0020
25	P1QS020DC7G0025
30	P1QS020DC7G0030
40	P1QS020DC7G0040
50	P1QS020DC7G0050

Ø25mm

Stroke mm	Order code
10	P1QS025DC7G0010
15	P1QS025DC7G0015
20	P1QS025DC7G0020
25	P1QS025DC7G0025
30	P1QS025DC7G0030
40	P1QS025DC7G0040
50	P1QS025DC7G0050

Ø32mm

Stroke mm	Order code
10	P1QS032DC7G0010
15	P1QS032DC7G0015
20	P1QS032DC7G0020
25	P1QS032DC7G0025
30	P1QS032DC7G0030
40	P1QS032DC7G0040
50	P1QS032DC7G0050
75	P1QS032DC7G0075
100	P1QS032DC7G0100

Ø40mm

Stroke mm	Order code
15	P1QS040DC7G0015
20	P1QS040DC7G0020
25	P1QS040DC7G0025
30	P1QS040DC7G0030
40	P1QS040DC7G0040
50	P1QS040DC7G0050
75	P1QS040DC7G0075
100	P1QS040DC7G0100

Ø50mm

Stroke mm	Order code
15	P1QS050DC7G0015
20	P1QS050DC7G0020
25	P1QS050DC7G0025
30	P1QS050DC7G0030
40	P1QS050DC7G0040
50	P1QS050DC7G0050
75	P1QS050DC7G0075
100	P1QS050DC7G0100

Ø63mm

Stroke mm	Order code
15	P1QS063DC7G0015
20	P1QS063DC7G0020
25	P1QS063DC7G0025
30	P1QS063DC7G0030
40	P1QS063DC7G0040
50	P1QS063DC7G0050
75	P1QS063DC7G0075

Ø80mm

Stroke mm	Order code
15	P1QS080DC7G0015
20	P1QS080DC7G0020
25	P1QS080DC7G0025
30	P1QS080DC7G0030
40	P1QS080DC7G0040
50	P1QS080DC7G0050
75	P1QS080DC7G0075

Ø100mm

Stroke mm	Order code
15	P1QS100DC7G0015
20	P1QS100DC7G0020
25	P1QS100DC7G0025
30	P1QS100DC7G0030
40	P1QS100DC7G0040
50	P1QS100DC7G0050
75	P1QS100DC7G0075

Double acting - Non-magnetic - Female threaded piston rod

Ø 12 mm

Stroke mm	Order code
5	P1QS012DC7B0005
10	P1QS012DC7B0010
15	P1QS012DC7B0015
20	P1QS012DC7B0020
25	P1QS012DC7B0025
30	P1QS012DC7B0030

Ø 16 mm

Stroke mm	Order code
5	P1QS016DC7B0005
10	P1QS016DC7B0010
15	P1QS016DC7B0015
20	P1QS016DC7B0020
25	P1QS016DC7B0025
30	P1QS016DC7B0030

Ø 20 mm

Stroke mm	Order code
10	P1QS020DC7B0010
15	P1QS020DC7B0015
20	P1QS020DC7B0020
25	P1QS020DC7B0025
30	P1QS020DC7B0030
40	P1QS020DC7B0040
50	P1QS020DC7B0050

Ø 25 mm

Stroke mm	Order code
10	P1QS025DC7B0010
15	P1QS025DC7B0015
20	P1QS025DC7B0020
25	P1QS025DC7B0025
30	P1QS025DC7B0030
40	P1QS025DC7B0040
50	P1QS025DC7B0050

Ø 32 mm

Stroke mm	Order code
10	P1QS032DC7B0010
15	P1QS032DC7B0015
20	P1QS032DC7B0020
25	P1QS032DC7B0025
30	P1QS032DC7B0030
40	P1QS032DC7B0040
50	P1QS032DC7B0050
75	P1QS032DC7B0075
100	P1QS032DC7B0100

Ø 40 mm

Stroke mm	Order code
15	P1QS040DC7B0015
20	P1QS040DC7B0020
25	P1QS040DC7B0025
30	P1QS040DC7B0030
40	P1QS040DC7B0040
50	P1QS040DC7B0050
75	P1QS040DC7B0075
100	P1QS040DC7B0100

Ø 50 mm

Stroke mm	Order code
15	P1QS050DC7B0015
20	P1QS050DC7B0020
25	P1QS050DC7B0025
30	P1QS050DC7B0030
40	P1QS050DC7B0040
50	P1QS050DC7B0050
75	P1QS050DC7B0075
100	P1QS050DC7B0100

Ø 63 mm

Stroke mm	Order code
15	P1QS063DC7B0015
20	P1QS063DC7B0020
25	P1QS063DC7B0025
30	P1QS063DC7B0030
40	P1QS063DC7B0040
50	P1QS063DC7B0050
75	P1QS063DC7B0075

Ø 80 mm

Stroke mm	Order code
15	P1QS080DC7B0015
20	P1QS080DC7B0020
25	P1QS080DC7B0025
30	P1QS080DC7B0030
40	P1QS080DC7B0040
50	P1QS080DC7B0050
75	P1QS080DC7B0075

Ø 100 mm

Stroke mm	Order code
15	P1QS100DC7B0015
20	P1QS100DC7B0020
25	P1QS100DC7B0025
30	P1QS100DC7B0030
40	P1QS100DC7B0040
50	P1QS100DC7B0050
75	P1QS100DC7B0075

Mountings

Flange

Cyl. Ø mm	Order code
12	P1Q-4DMB
16	P1Q-4FMB
20	P1Q-4HMB
25	P1Q-4JMB
32	P1Q-4KMB
40	P1Q-4LMB
50	P1Q-4MMB
63	P1Q-4NMB
80	P1Q-4PMB
100	P1Q-4QMB



Foot bracket

Cyl. Ø mm	Order code
12	P1Q-4DMF
16	P1Q-4FMF
20	P1Q-4HMF
25	P1Q-4JMF
32	P1Q-4KMF
40	P1Q-4LMF
50	P1Q-4MMF
63	P1Q-4NMF
80	P1Q-4PMF
100	P1Q-4QMF



Clevis mounting

Cyl. Ø mm	Order code
12	P1Q-4DMT
16	P1Q-4FMT
20	P1Q-4HMT
25	P1Q-4JMT
32	P1Q-4KMT
40	P1Q-4LMT
50	P1Q-4MMT
63	P1Q-4NMT
80	P1Q-4PMT
100	P1Q-4QMT



Electronic and Reed Sensors

Size	Description	Order code
PNP Type, normally open	0.165 m cable and M8 screw male connector	P8S-EPSUS
PNP Type, normally open	2 m PUR cable without connector	P8S-EPFXS
NPN Type, normally open	0.165 m cable and M8 screw male connector	P8S-ENSUS
NPN Type, normally open	2 m PUR cable without connector	P8S-ENFXS
Reed Type, normally open	0.15 m cable and M8 screw male connector	P8S-ERSUS
Reed Type, normally open	2 m PUR cable without connector	P8S-ERFXS

Origa System Plus

- Innovation from a proven design

A completely new generation of linear drives which can be simply and neatly integrated into any machine layout.

A NEW MODULAR LINEAR DRIVE SYSTEM

With this second generation linear drive Parker Origa offers design engineers complete flexibility. The well known ORIGA cylinder has been further developed into a combined linear actuator, guidance and control package. It forms the basis for the new, versatile ORIGA SYSTEM PLUS linear drive system.

All additional functions are designed into modular system components which replace the previous series of cylinders.

MOUNTING RAILS ON 3 SIDES

Mounting rails on 3 sides of the cylinder enable modular components such as linear guides, brakes, valves, magnetic switches etc. to be fitted to the cylinder itself. This solves many installation problems, especially where space is limited.

The modular system concept forms an ideal basis for additional customer-specific functions.

Magnetic piston as standard - for contactless position sensing on three sides of the cylinder.

Corrosion resistant steel outer sealing band and robust wiper system on the carrier for use in aggressive environments.

Proven corrosion resistant steel inner sealing band for optimum sealing and extremely low friction.

Combined clamping for inner and outer sealing band with dust cover.

Stainless steel screws optional.

Low friction piston seals for optimized running characteristics

Optimized cylinder profile for maximum stiffness and minimum weight. Integral air passages enable both air connections to be positioned at one end, if desired.

Install the OSP-P System to simplify design work! The files are compatible with all popular CAD systems and package hardware.

End cap can be rotated to any one of the four positions (before or after delivery) so that the air connection can be in any desired position.

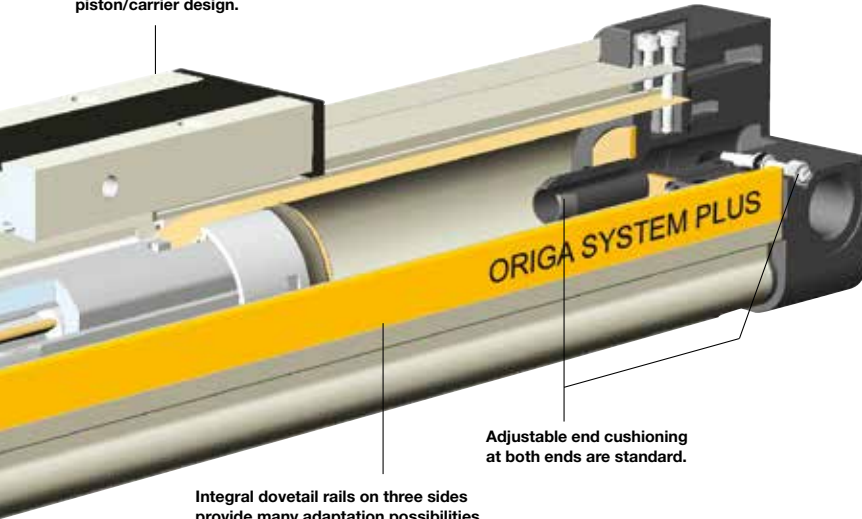
Clean Room Version
certified to DIN EN ISO 14644-1



Rodless Cylinder
for synchronized bi-parting movements



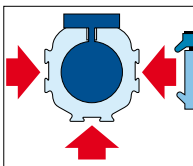
New low profile piston/carrier design.



Adjustable end cushioning at both ends are standard.

Integral dovetail rails on three sides provide many adaptation possibilities (linear guides, magnetic switches, etc.).

Modular system components are simply clamped on.



INTEGRATED VOE VALVES
The complete compact solution for optimal cylinder control.



SENSOFLEX SFI-plus
incremental measuring system with 0,1 (1,0) mm resolution.



BASIC GUIDE
Compact, robust plain bearing guide for medium loads.



SLIDELINE
Guide system for moderate loads. Optional with Active- / Passive-Brake



POWERSLIDE
Roller guide for high loads and rough conditions



PROLINE
The compact aluminium roller guide for high loads and velocities. Optional with Active- / Passive-Brake.



STARLINE
Recirculating ball bearing guide for very high loads and precision.



KF GUIDE
Recirculating ball bearing guide – the mounting dimensions correspond to FESTO Type: DGPL-KF



HEAVY DUTY GUIDE HD
for heavy duty applications.



VARIABLE STOP VS
The variable stop provides simple stroke limitation.



PASSIVE BRAKE
reacts automatically to pressure failure.



ACTIVE BRAKE
pneumatic brake for secure, positive stopping at any position.



For more information see - Parker Pneumatic Catalogue PDE2600PNUK

ORIGA HMR

High Moment Rodless Electric Linear Actuator - Three Drive Technologies: Screw, Toothed Belt, Linear Motor




Linear Drive *Driving the future*

The HMR linear drive system can be equipped with a “basic” or “reinforced” profile as standard. The “basic” profile is suitable for fitting directly to a machine base that has a corresponding support surface. The “reinforced” profile, on the other hand, is the preferred choice for self-supporting systems or for use in conjunction with a base surface offering limited support.

- Three alternative drive technologies in one profile
- Unique flexibility and reliability
- High speed and precision
- Two profile versions, four profile sizes
- Optional IP54 snap-in covers

Handling Products

Comprising an innovative range of Grippers, Rotary Tables and Slide Tables



Parker is about motion control engineering, manufacturing, application expertise and unparalleled customer service.

Parker products are everywhere — from laboratories, cleanrooms and factory floors, to mines, foundries and satellites in space — our products are used anywhere machines, processes and people depend on reliable high-performance motion control.

Today's industrial handling applications demand the best in quality and productivity. Likewise, high-technology applications demand performance in quality throughput and precision.

ORIGA SYSTEM PLUS

OSP-P

Rodless Pneumatic Cylinders

Catalogue No: **P-A4P011GB**



- High service life $\geq 8,000$ km
- Low friction forces \geq high action forces
- Wide speed range (0,005 – 30m/s)
- Modular System – easy to mount guides, brakes and displacement measuring system

OSP-E

Electric Linear Actuators

Catalogue No: **P-A4P017GB**



- For particularly high requirements regarding loads and forces
- For high-speed applications and highly dynamic motion profiles
- BHD with toothed belt and integrated heavy duty guide: roller guide or re-circulating ball bearing guide

OSP-L

Pneumatic Linear Drives

Catalogue No: **P-A4P012GB**



- Completely modular design
- Compatible with the comprehensive ORIGA OSP system component range
- High loads and moments
- Space saving
- For a wide range of loads, speeds and motion profiles

HMR

Rodless Electric Linear Actuator

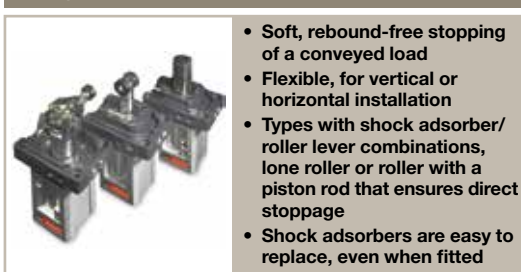
Catalogue No: **P-A4P024GB**



- 3 alternative drive technologies in one profile
- Unique flexibility and reliability
- High speed and precision
- 2 profile versions, 5 profile sizes
- Optional IP54 snap-in covers

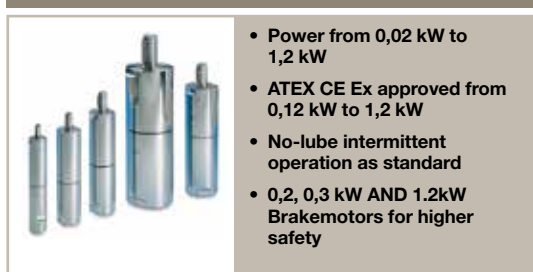
For further information see: www.parker-origa.com

Origa Stop Cylinders



- Soft, rebound-free stopping of a conveyed load
- Flexible, for vertical or horizontal installation
- Types with shock adsorber/ roller lever combinations, lone roller or roller with a piston rod that ensures direct stoppage
- Shock adsorbers are easy to replace, even when fitted

Stainless Steel Air Motors - P1VS



- Power from 0,02 kW to 1,2 kW
- ATEX CE Ex approved from 0,12 kW to 1,2 kW
- No-lube intermittent operation as standard
- 0,2, 0,3 kW AND 1.2kW Brakemotors for higher safety

For more information see - Parker Pneumatic Catalogue PDE2600PNUK

Rotary Actuators

Rotary Actuators - PRO / PRN



- Compact design
- Durable construction
- Long maintenance-free life
- High output torque/weight ratio
- Wide choice of torques available (up to 247 Nm)

Radial Piston Air Motors - P1V-P



- Power 0,73 kW, 0,125kW and 0,228kW
- Low speed and high torque
- Available as base and brake motors
- Free speed from 2200 down to 7,4 rpm
- High torque from 0,637Nm up to 500Nm

Vane Air Motors - P1V-A



- Designed for arduous applications.
- Wide range of optional gears
- Wide speed and torque range
- 1.6kW, 2.6kW, 3.6kW

Rotary Actuators - RA



- High torque
- Uniform torque in both directions
- Compact design
- 90° or 180° rotation
- Output shaft with key

Robust Air Motor - P1V-M



- Power from 0.20 kW to 1.20 kW
- Patented way for simple change of vanes
- ATEX CE Ex approved from 0,20 kW to 1,2 kW

Rotary Actuators - VRS / VRA



- Bores from Ø32 to 125mm with rotative angles of 96°, 186° and 366°
- Magnetic piston versions can be fitted with P8S sensors and brackets
- Operates with dry, lubricated or non lubricated air

Rotary Actuators - PV



- Double acting actuators
- Single or double vane
- Compact smooth design
- Uniform torque in both directions
- Angle adjustment and sensors available.

Vane Air Motors - P1V-B



- Power 5,1 kW, 9 kW and 18 kW
- For the very heavy applications
- Free speed of 6000 rpm

For more information see - Parker Pneumatic Catalogue PDE2600PNUK

Actuators

Cylinders - P1G



- Ø6, 10 & 16mm Bore sizes
- Non-lube operation
- Corrosion resistant design
- Integral mounting thread
- Compact construction
- Single acting as standard.

Short Stroke Cylinders - C05



- Ø8 - 63mm bore sizes
- Short stroke providing high clamping force
- Compact dimensions for confined spaces
- Single and double acting
- Simple installation and mounting.

Stainless Steel ISO 6432 - P1S



- Mini - cylinders according to ISO 6432
- All stainless in 10 to 25 mm bores
- Magnetic piston as standard
- Double and single acting
- End stroke buffers for long service life

Stainless Steel ISO 6431 - P1S



- Round cylinder to ISO 6431
- All stainless steel
- Clean, smooth washdown design
- Magnetic piston as standard
- Adjustable cushioning for long service life
- Complete range of mountings and sensors

Thrust Cylinders - C0D / C0P



- Thrust cylinders provide large forces
- Compact dimensions
- C0D, diaphragm type
- C0P, piston type
- Available in single and double acting versions

Compact Cylinders - P5T



- Complete cylinder function with integral guidance
- Stainless steel guide rods
- Wide range of standard strokes, diameter 16-100 mm
- Flexible porting as standard
- End stop cushions as standard

Hydrochecks



- Range of imperial sizes
- Gives smooth control feeds
- Strokes up to 450mm

For more information see - Parker Pneumatic Catalogue PDE2600PNUK



Valves

The Viking Lite valve range is robust, versatile and combines high performance with compact installation dimensions. Large flow capacity, short change-over times and low change-over pressure are important characteristics of this valve range.

- G1/8, G1/4 or G3/8 port sizes
- Low change-over pressure
- Wear compensating seal system
- Robust valve anodised aluminium valve body for maximum flow capacity and long life.
- Does not require lubrication in operation but can be installed in systems that are lubricated.



Operation information

Working pressure :	up to 10 bar		
Working temperature :	-10° to +50°C		
	P2LAZ	P2LBZ	P2LCZ
Flow (Qmax.) :	19,0 l/s	38,0 l/s	72,0 l/s
Flow (Qn) :	11,0 l/s	21,5 l/s	41,0 l/s

Solenoid operated directional control valves

Internal supply to solenoid valve(s) via port 1. Max operating pressure 10 bar, temperature range -10°C to +50°C

3/2 valves, internal air, standard temperature

Symbol	Size	Actuation	Return	Min Operating Pressure (bar)	Changeover time (ms) at 6 bar @20°C actua./return	Weight Kg	Order code Without coil	Order code With 24V DC (22mm coil)
	G1/8	Air signal	Air signal	1,5	5/5	0,18	P2LAZ311PP	
	G1/4			1,5	6/6	0,18	P2LBZ312PP	
	G3/8			1,5	8/8	0,36	P2LCZ313PP	
	G1/8	Air signal	Spring	3,0	8/15	0,16	P2LAZ311PS	P2LBZ312PS
	G1/4			3,0	10/20	0,16	P2LBZ312PS	P2LCZ313PS
	G3/8			3,0	10/30	0,35	P2LCZ313PS	
	G1/8	Air signal	Air signal	1,5	5/5	0,18	P2LAZ511PP	
	G1/4			1,5	6/6	0,18	P2LBZ512PP	
	G3/8			1,5	8/8	0,36	P2LCZ513PP	
	G1/8	Air signal	Spring	3,0	8/15	0,16	P2LAZ511PS	P2LBZ512PS
	G1/4			3,0	10/20	0,16	P2LBZ512PS	P2LCZ513PS
	G3/8			3,0	10/30	0,35	P2LCZ513PS	
	G1/8	Electric signal	Electric signal	1,5	10/10	0,18	P2LAZ311EENDCN	P2LAZ311EENDCB49
	G1/4			1,5	12/12	0,18	P2LBZ312EENDCN	P2LBZ312EENDCB49
	G3/8			1,5	17/17	0,36	P2LCZ313EENDCN	P2LCZ313EENDCB49
	G1/8	Electric signal	Spring	3,0	15/35	0,16	P2LAZ311ESNDCN	P2LAZ311ESNDCB49
	G1/4			3,0	18/45	0,16	P2LBZ312ESNDCN	P2LBZ312ESNDCB49
	G3/8			3,0	27/75	0,35	P2LCZ313ESNDCN	P2LCZ313ESNDCB49

5/2 valves, internal air, standard temperature

Symbol	Size	Actuation	Return	Min Operating Pressure (bar)	Changeover time (ms) at 6 bar @20°C actua./return	Weight Kg	Order code Without coil	Order code With 24V DC (22mm coil)
	G1/8	Electric signal	Electric signal	1,5	10/10	0,19	P2LAZ511EENDCN	P2LAZ511EENDCB49
	G1/4			1,5	12/12	0,21	P2LBZ512EENDCN	P2LBZ512EENDCB49
	G3/8			1,5	17/17	0,44	P2LCZ513EENDCN	P2LCZ513EENDCB49
	G1/8	Electric signal	Spring	3,0	15/35	0,17	P2LAZ511ESNDCN	P2LAZ511ESNDCB49
	G1/4			3,0	18/45	0,20	P2LBZ512ESNDCN	P2LBZ512ESNDCB49
	G3/8			3,0	27/75	0,43	P2LCZ513ESNDCN	P2LCZ513ESNDCB49

5/3 valves, internal air, standard temperature

Symbol	Size	Actuation	Min Operating Pressure (bar)	Changeover time (ms) at 6 bar @20°C actua./return	Weight Kg	Order code Without coil	Order code With 24V DC (22mm coil)
	G1/8	Self centring	3,0	18/40	0,26	P2LAZ611EENDCN	P2LAZ611EENDCB49
	G1/4	Closed	3,0	22/55	0,28	P2LBZ612EENDCN	P2LBZ612EENDCB49
	G3/8	Centre	3,0	30/90	0,60	P2LCZ613EENDCN	P2LCZ613EENDCB49
	G1/8	Self centring	3,0	18/40	0,26	P2LAZ711EENDCN	P2LAZ711EENDCB49
	G1/4	Presurised	3,0	22/45	0,28	P2LBZ712EENDCN	P2LBZ712EENDCB49
	G3/8	Centre	3,0	30/90	0,60	P2LCZ713EENDCN	P2LCZ713EENDCB49
	G1/8	Self centring	3,0	18/40	0,26	P2LAZ811EENDCN	P2LAZ811EENDCB49
	G1/4	Vented	3,0	22/45	0,28	P2LBZ812EENDCN	P2LBZ812EENDCB49
	G3/8	Centre	3,0	30/90	0,60	P2LCZ813EENDCN	P2LCZ813EENDCB49

Accessories

Type P2LA 5/2 valves		Weight kg	Order code
	Manifold bar, P2LA including seals, mounting screws. G3/8		
	For 4 valves	0,48	9121658075
	For 6 valves	0,63	9121658076
	For 8 valves	0,80	9121658077
	For 10 valves	0,98	9121658078
	For 12 valves	1,10	9121658079
For 14 valves	1,23	9121658099	
	Blanking plate, P2LA for Manifold bar	0,05	9121658063
	Pressure bar, P2LA for common air supply incl. O-rings and mounting screws. G1/4		
	For 2 valves	0,13	9121658070
	For 4 valves	0,20	9121658071
	For 6 valves	0,26	9121658072
	For 8 valves	0,33	9121658073
	Blanking plate, P2LA for Pressure bar	0,05	9121658074
	Assembly screws, P2LA in stainless steel for valve	0,02	9121658043
	Assembly screws, P2LA in stainless steel for blanking plate	0,01	9121658044
	O-ring kit, P2LA O-rings between valve and manifold bar/Pressure bar	0,01	9121658046
Type P2LB 5/2 valves		Weight kg	Order code
	Manifold bar, P2LB, (not for P2LB with external air supply to solenoid valves) incl. fasteners and O-ring. G3/8		
	For 2 valves	0,69	9121594805X
	For 4 valves	1,13	9121594806X
	For 6 valves	1,56	9121594807X
	For 8 valves	2,00	9121594808X
	For 10 valves	2,45	9121594812X
	Blanking plate, P2LBZ for Manifold bar	0,10	9121594809X
	Pressure bar, P2LBZ for common air supply incl. O-rings and mounting screws. G3/8		
	For 2 valves	0,38	9127113301X
	For 4 valves	0,53	9127113302X
	For 6 valves	0,68	9127113303X
	For 8 valves	0,83	9127113304X
	For 10 valves	0,99	9127113305X
	Blanking plate P2LBZ for Pressure bar. G1/4	0,02	9127113306X
Type P2LA / P2LB 3/2 valves		Weight kg	Order code
	Manifold bar, P2LB, (not for P2LB with external air supply to solenoid valves) incl. fasteners and O-ring. G3/8		
	For 2 valves	0,69	91213202SXZ
	For 4 valves	1,13	91213204SXZ
	For 6 valves	1,56	91213206SXZ
	For 8 valves	2,00	91213208SXZ
	For 10 valves	2,45	91213210SXZ
	Blanking plate for Manifold bar	0,10	912132BPSXZ

22mm Solenoid pilot options



Corrosion resistant design

The pilot operator body is manufactured in thermoplastic PA 6 material and the core tube brass/stainless steel. The plunger/core is made from stainless steel and the valve seats from FKM.

Solenoid Pilot Exhaust

These operators all exhaust out of the top of the core tube which is tapped M5. The standard solenoid nut fitted to the core tube is the Diffuser nut which allows the exhaust to escape to atmosphere. This nut also minimises ingress of dirt into the valve through this port. The alternative plastic knurled nut can be specified (refer to part number system) if the exhaust air needs to be captured and piped away using the M5 tapped port.

22mm solenoid operator part numbers and spares

Solenoid coils for 22mm solenoid operators

Voltage	Weight (Kg)	Order code Form B
12V 60Hz	0.093	P2FCB340
24V 50/60Hz	0.093	P2FCB342
12V DC	0.093	P2FCB345
24V DC	0.093	P2FCB349
48V DC	0.093	P2FCB351
110V/50Hz, 120V/60Hz	0.093	P2FCB353
230V/50Hz, 230V/60Hz	0.093	P2FCB357

Spare Solenoid Nuts

Valves requiring captured exhaust should be fitted with plastic knurled nut

Order code
P2FNP

Valves with vented exhaust are fitted with diffuser plastic nut

Order Code
P2FND

Coils



Coils are wound with enameled copper wire, having temperature index 180°C with class F insulation (155°C) and are encapsulated in Thermoplastic resin.

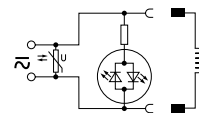
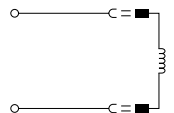
When fitted with suitable connector and correct gasket they give protection to IP65.

Manual Override options

The standard manual override is the monostable (spring return) extended plastic override.

Solenoid Connectors / Cable Plugs EN175301-803

	Description	Order code
		22mm Industrial Form B
With standard screw	Standard IP65 without flying lead	3EV10V10
	With LED and protection 24V AC/DC	3EV10V20-24
	With LED and protection 110V AC	3EV10V20-110
	With LED and protection 230V AC	3EV10V20-230
With cable	24V AC/DC, 5m cable LED and protection IP65	3EV10V20-24L5
	110V AC/DC, 5m cable LED and protection IP65	3EV10V20-110L5
	230V AC, 5m cable LED and protection IP65	3EV10V20-230L5



3EV10V10	3EV10V20-24	3EV10V20-24L5
	3EV10V20-110	3EV10V20-110L5
	3EV10V20-230	3EV10V20-230L5



Viking Xtreme

High performance directional control valves

G1/8 - G1/2 body ported



Extreme Environments



*Demand The **Viking Xtreme***

The Viking Xtreme valve range is robust, versatile and combines high performance with compact installation dimensions. Large flow capacity, short change-over times and low change-over pressure are important characteristics of this valve range.

- 4 sizes: G1/8, G1/4, G3/8 and G1/2.
- Wide operating temperature range
- Compact design with good corrosion resistance.
- Wide range of 5/2 and 5/3 versions.
- High and low temperature versions available for transport applications.
- Lever operated version.

For more information see - Parker Pneumatic Catalogue PDE2600PNUK

The Viking Xtreme valve range is robust, versatile and combines high performance with compact installation dimensions. Large flow capacity, short change-over times and low change-over pressure are important characteristics of this valve range.



- 4 sizes: G1/8, G1/4, G3/8 and G1/2.
- Wide operating temperature range
- Compact design with good corrosion resistance.
- Wide range of 5/2 and 5/3 versions.
- High and low temperature versions available for transport applications.
- Lever operated version.

Operating information

	P2L-AX	P2L-BX	P2L-CX	P2L-DX
Working pressure:	16 bar	16 bar	12 bar	12 bar
Working temperature, standard				
Air pilot solenoid		-40 °C to +60 °C		
Standard and food version		-10 °C to +50 °C		
Mobile & Lever operated version		-40 °C to +60 °C		
Flow (Qmax);	P2L-AX	P2L-BX	P2L-CX	P2L-DX
	19,0 l/s	38,0 l/s	72,0 l/s	78,0 l/s

Pneumatic and lever operated valves - Xtreme operating pressure / temperature

Max operating pressure 16 bar (A & B) 12 bar (C & D). temp range -40°C to +60°C

Symbol	Size	Actuation	Return	Min Operating Pressure (bar)	Changeover time (ms) at 6 bar @20°C actua./return	Weight Kg	Order code
3/2 valves, temperature -40°C to +60°C							
	G1/8	Air signal	Air signal	1,5	5/5	0,30	P2LAX311PP
	G1/4			1,5	5/5	0,30	P2LBX312PP
	G3/8			1,5	8/8	0,45	P2LCX313PP
	G1/2			1,5	9/9	0,45	P2LDX314PP
	G1/8	Air signal	Spring	3,2	8/15	0,30	P2LAX311PS
	G1/4			3,5	10/20	0,30	P2LBX312PS
	G3/8			3,5	10/30	0,45	P2LCX313PS
	G1/2			3,5	10/30	0,45	P2LDX314PS
5/2 valves, temperature -40°C to +60°C							
	G1/8	Air signal	Air signal	1,5	5/5	0,14	P2LAX511PP
	G1/4			1,5	6/6	0,30	P2LBX512PP
	G3/8			1,5	8/8	0,45	P2LCX513PP
	G1/2			1,5	9/9	0,45	P2LDX514PP
	G1/8	Air signal	Spring	3,2	8/15	0,15	P2LAX511PS
	G1/4			3,5	10/20	0,32	P2LBX512PS
	G3/8			3,5	10/30	0,45	P2LCX513PS
	G1/2			3,5	10/30	0,45	P2LDX514PS
5/3 valves, temperature -40°C to +60°C							
	G1/8	Air signal	Air signal	3,5	10/20	0,15	P2LAX611PP
	G1/4	Closed centre	Self centring	3,5	12/22	0,33	P2LBX612PP
	G3/8	position	centring	3,5	15/35	0,50	P2LCX613PP
	G1/2			3,5	15/35	0,50	P2LDX614PP
	G1/8	Air signal	Air signal	3,5	10/20	0,15	P2LAX811PP
	G1/4	Vented centre	Self centring	3,5	12/22	0,33	P2LBX812PP
	G3/8	position	centring	3,5	15/35	0,50	P2LCX813PP
	G1/2			3,5	15/35	0,50	P2LDX814PP
	G1/8	Air signal	Air signal	3,5	10/20	0,15	P2LAX711PP
	G1/4	Pressurised	Self centring	3,5	12/22	0,33	P2LBX712PP
	G3/8	centre	centring	3,5	15/35	0,50	P2LCX713PP
	G1/2	position		3,5	15/35	0,50	P2LDX714PP

Lever operated directional control valves

Max operating pressure 16 bar (A & B) 12 bar (C & D). temp range -40°C to +60°C

Symbol	Size	Actuation	Return	Changeover angle	Changeover Force	Type	Weight Kg	Order code
3/2 valves, standard temperature / Low temperature, lever 90° to ports								
	G1/8	Lever	Lever	20°	9 N	Std.	0,33	P2LAX311VV
	G1/4	Lever	Lever	20°	9 N	Std.	0,33	P2LXB312VV
	G3/8	Lever	Lever	32°	25 N	Std.	0,40	P2LCX313VV
	G1/2	Lever	Lever	32°	25 N	Std.	0,60	P2LDX314VV
	G1/8	Lever	Spring	20°	10N	Std.	0,33	P2LAX311VS
	G1/4	Lever	Spring	20°	10N	Std.	0,33	P2LXB312VS
	G3/8	Lever	Spring	32°	15 N	Std.	0,40	P2LCX313VS
	G1/2	Lever	Spring	32°	15 N	Std.	0,60	P2LDX314VS
5/2 valves, standard temperature / Low temperature, lever 90° to ports								
	G1/8	Lever	Lever	28°	9 N	Std.	0,18	P2LAX511VV
	G1/4	Lever	Lever	20°	9 N	Std.	0,33	P2LXB512VV
	G3/8	Lever	Lever	32°	25 N	Std.	0,40	P2LCX513VV
	G1/2	Lever	Lever	32°	25 N	Std.	0,60	P2LDX514VV
	G1/8	Lever	Spring	28°	10N	Std.	0,18	P2LAX511VS
	G1/4	Lever	Spring	20°	10N	Std.	0,33	P2LXB512VS
	G3/8	Lever	Spring	32°	15 N	Std.	0,40	P2LCX513VS
	G1/2	Lever	Spring	32°	15 N	Std.	0,60	P2LDX514VS
5/3 valves, low temperature, lever 90° to ports								
	G1/8	Lever	Lever	±14°	15 N	Std.	0,18	P2LAX61122
	G1/4	Closed centre position held in three positions		±12°	15 N	Std.	0,33	P2LXB61222
	G3/8			±16°	17 N	Std.	0,71	P2LCX61322
	G1/2			±16°	17 N	Std.	0,73	P2LDX61422
	G1/8	Lever	Lever	±14°	15 N	Std.	0,18	P2LAX81122
	G1/4	Exhausted centre position held in three positions		±12°	15 N	Std.	0,33	P2LXB81222
	G3/8			±16°	17 N	Std.	0,71	P2LCX81322
	G1/2			±16°	17 N	Std.	0,73	P2LDX81422
	G1/8	Lever	Lever	±14°	15 N	Std.	0,18	P2LAX71122
	G1/4	Pressure applied centre position held in three positions		±12°	15 N	Std.	0,33	P2LXB71222
	G3/8			±16°	17 N	Std.	0,71	P2LCX71322
	G1/2			±16°	17 N	Std.	0,73	P2LDX71422
	G1/8	Lever	Lever	±14°	16 N	Std.	0,18	P2LAX61111
	G1/4	Closed centre position		±12°	16 N	Std.	0,33	P2LXB61211
	G3/8	Self centring		±16°	30 N	Std.	0,71	P2LCX61311
	G1/2			±16°	30 N	Std.	0,73	P2LDX61411
	G1/8	Lever	Lever	±14°	16 N	Std.	0,18	P2LAX81111
	G1/4	Exhausted centre position		±12°	16 N	Std.	0,33	P2LXB81211
	G3/8	Self centring		±16°	30 N	Std.	0,71	P2LCX81311
	G1/2			±16°	30 N	Std.	0,73	P2LDX81411
	G1/8	Lever	Lever	±14°	16 N	Std.	0,18	P2LAX71111
	G1/4	Pressure applied centre position		±12°	16 N	Std.	0,33	P2LXB71211
	G3/8	Self centring		±16°	30 N	Std.	0,71	P2LCX71311
	G1/2			±16°	30 N	Std.	0,73	P2LDX71411

The compact design of these valves make them a popular choice for manual or mechanical operation and their modular construction permit different operators to be fitted to the actuator and return assemblies.

The Midget and Intermediate valves are designed to have balanced forces across the spool so that 3/2 valves can be piped normally open or normally closed by changing the inlet supply from port 1 to port 3.

- B 43 - 1/8" ported, B53 - 1/4 ported
- Manual and mechanical operation
- Stainless steel spools
- Viton seals
- 3/2, 5/2, 3/3 and 5/3 versions.
- Integral mounting holes



Operating information

Pressure range Vacuum to 10 bar
 Temperature range -10°C to +80°C
 Flow acc. (to ISO 6358)

Midget B43 series	Intermediate B53 series
c = 1.13 NI/s x bar	c = 3.69 NI/s x bar
b = 0.36	b = 0.33
Qn = 5.5 l/s	Qn = 17.5 l/s
Qmax = 9.0 l/s	Qmax = 29 l/s
Cv = 0.24	Cv = 1.02

Midget mechanically operated valves, B43 series - G1/8

Symbol	Type	Actuator Button	Return	Operating force at 6 bar, N	Order code
	3/2	Plunger	Spring	36	B43003CS
	3/2	Plunger	Air	14	B43003CP
	5/2	Plunger	Spring	36	B43004CS
	5/2	Plunger	Air	14	B43004CP
	3/2	Roller Lever	Spring	20	B43003RS
	3/2	Roller Lever	Air	7	B43003RP
	5/2	Roller Lever	Spring	20	B43004RS
	5/2	Roller Lever	Air	7	B43004RP
	3/2	One way lever	Spring	20	B43003RTS
	3/2	One way roller lever	Air	7	B43003RTP
	5/2	One way roller lever	Spring	20	B43004RTS
	5/2	One way roller lever	Air	7	B43004RTP

Intermediate mechanically operated valves, B53 series - G1/4

Symbol	Type	Actuator Button	Return	Operating force at 6 bar, N	Order code
	3/2	Plunger	Spring	53	B53003CS
	3/2	Plunger	Air	27	B53003CP
	5/2	Plunger	Spring	53	B53004CS
	5/2	Plunger	Air	27	B53004CP
	3/2	Roller	Spring	53	B53003RS
	3/2	Roller	Air	27	B53003RP
	5/2	Roller	Spring	53	B53004RS
	5/2	Roller	Air	27	B53004RP

**Midget manually operated valves,
B43 series - G1/8**

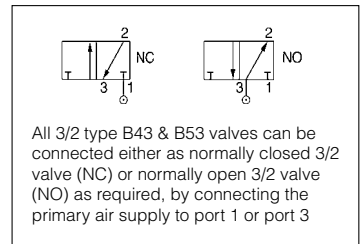
Symbol	Type	Actuator Button	Return	Operating force at 6 bar, N	Order code
	3/2	Black	Spring	36	B43003BXS
	3/2	Black	Button	13	B43003HXS
	5/2	Black	Spring	36	B43004BXS
	5/2	Black	Button	13	B43004HXS
	3/2	Black	Air	13	B43003BXP
	3/2	Black	Air or Button	13	B43003HXP
	5/2	Black	Air	13	B43004BXP
	5/2	Black	Air or Button	13	B43004HXP
	3/2	Lock down lever	Spring	9	B43003LS
	3/2	Lock down lever	Spring	9	B43004LS
	5/2	Lock down lever	Air	3	B43003LP
	5/2	Lock down lever	Air	3	B43004LP

**Intermediate manually operated valves,
B53 series - G1/4**

Symbol	Type	Actuator Button	Return	Operating force at 6 bar, N	Order code
	3/2	Black	Spring	53	B53003HXS
	3/2	Black	Button	27	B53003HX
	3/2	Black	Air	27	B53003HXP
	5/2	Black	Spring	53	B53004HXS
	5/2	Black	Button	27	B53004HX
	5/2	Black	Air	27	B53004HXP
	5/3	Button closed centre position	Button self centring	13	B53005HXX
	5/3	Button vented centre position	Air self centring	13	B53004HXY
	5/3	Button pressurised self centring position	Air self centring	13	B53004HXZ

Note: The standard button colour is black (X)
For optional colour buttons change 8th character of order code
e.g. B43004HXS = Black button, B43004HXS = Green button,
B43004HYS = Red button.

- X = Black
- Z = Green
- Y = Red



**Intermediate lever operated valve,
B53 series - G1/4**

Symbol	Type	Actuator Button	Return	Operating force at 6 bar, N	Order code
	3/2	Lever	Spring	14	B53003LS
	3/2	Lever	Air	9	B53003LP
	3/2	Lever	Lever	9	B53003LT
	3/3	Lever closed centre position	Lever	9	B53003L
	3/3	Lever closed centre position	Lever self centring	14	B53003LX
	5/2	Lever	Spring	14	B53004LS
	5/2	Lever	Air	14	B53004LP
	5/2	Lever	Lever	14	B53004LT
	5/3	Lever closed centre position	Lever held in three positions	9	B53004L
	5/3	Lever vented centre position	Lever held in three positions	9	B53004LW
	5/3	Lever pressurised centre position	Lever held in three positions	9	B53004LN
	5/3	Lever closed centre position	Lever self centring	14	B53004LX
	5/3	Lever vented centre position	Lever self centring	14	B53004LY
	5/3	Lever pressurised centre position	Lever self centring	14	B53004LZ

Mounting kit



Panel mounting kit **M53004L-10A**
Kit includes panel plate and M5 counter sunk head screws

**Midget foot operated valves,
B43 series - G1/8**

Symbol	Type	Actuator Button	Return	Operating force at 6 bar, N	Order code
	3/2	Foot pedal	Spring	16	B43003FS
	5/2	Foot pedal	Spring	16	B43004FS

**Intermediate foot operated valves,
B53 series - G1/4**

Symbol	Type	Actuator Button	Return	Operating force at 6 bar, N	Order code
--------	------	-----------------	--------	-----------------------------	------------

Single pedal operated

	3/2	Foot pedal	Spring	95	B53003FS
	5/2	Foot pedal	Spring	95	B53004FS

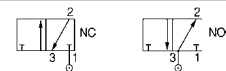
Rocker pedal operated

	3/2	Foot pedal	Foot pedal	18	B53003G
	5/2	Foot pedal	Foot pedal	18	B53004G
	5/3	Foot pedal closed centre position	Foot pedal self centring	18	B53004GX
	5/3	Foot pedal vented centre position	Foot pedal self centring	18	B53004GY
	5/3	Foot pedal pressurised centre position	Foot pedal self centring	18	B53004GZ

Accessories





Foot guard kit **3117**



All 3/2 type B43 & B5/3 valves can be connected either as normally closed 3/2 valve (NC) or normally open 3/2 valve (NO) as required, by connecting the primary air supply to port 1 or port 3

DX Global ISO Valves

A complete range of pneumatic
ISO valves



Rust and corrosion resistant body

With the valve body in polyamide reinforced fiberglass and the casting in anodised aluminium, the Isomax range presents a comprehensive modern design to suit most industrial environments.

- ISO 15407-1 Sizes 02 & 01 and ISO 5599-1 Sizes 1, 2 & 3
- Ceramic technology for long life operation
- From vacuum up to 12 bar applications
- Internal or external pilot supply with same valves
- M12 on each coil
- Common M12



Ceramic slide valves for maximum operational life. Solenoid or air pilot actuation. Vacuum to 10 bar general applications.







- Size 01 and 02 (26 and 18 mm)
- Ceramic technology for long life operation
- From vacuum up to 10 bar applications
- Internal or external pilot supply with same valves
- Capture solenoid exhaust



Operation information







Working pressure :	-0,9 to 10 bar	
Working temperature :	-10 to +60°C	
	DX02	DX01
Flow (Qmax.) :	630 l/min	1000 l/min
Flow (Qn) :	385 l/min	585 l/min

Isomax - ISO 15407-1 - Sizes 02 & 01 15 mm DIN C / 24 Vdc / 1,2 W solenoid valve operator

Symbol	Description	Size	Weight (g)	Order code
		02 - 18 mm	130	DX02-621-951M
		01 - 26mm	170	DX01-621-951M
		02 - 18 mm	130	DX02-651-951M
		01 - 26mm	170	DX01-651-951M
		02 - 18 mm	130	DX02-606-951M
		01 - 26mm	170	DX01-606-951M
		02 - 18 mm	130	DX02-616-951M
		01 - 26mm	170	DX01-616-951M
		02 - 18 mm	160	DX02-611-951M
		01 - 26mm	170	DX01-611-951M

Solenoid connectors & cable plugs to be ordered separately. See solenoid section

Isomax - ISO 15407-1 - Sizes 02 & 01 Without 15 mm DIN C solenoid valve operator






Symbol	Description	Size	Weight (g)	Order code
		02 - 18 mm	130	DX02-621-60
		01 - 26mm	170	DX01-621-60
		02 - 18 mm	130	DX02-651-60
		01 - 26mm	170	DX01-651-60
		02 - 18 mm	130	DX02-606-60
		01 - 26mm	170	DX01-606-60
		02 - 18 mm	130	DX02-616-60
		01 - 26mm	170	DX01-616-60
		02 - 18 mm	160	DX02-611-60
		01 - 26mm	170	DX01-611-60

15mm solenoid valve operator, solenoid connectors & cable plug to be ordered separately. See solenoid section



Isomax - ISO 15407-1 - Sizes 02 & 01

Pneumatic remote pilot operated

Without valve spool manual override



Symbol	Description	Size	Weight (g)	Order code
	5/2 Air pilot - Spring return	02 - 18 mm	90	DX02-421-60
		01 - 26mm	130	DX01-421-60
	5/2 Air pilot - Differential	02 - 18 mm	90	DX02-451-60
		01 - 26mm	130	DX01-451-60
	5/2 Double air pilot	02 - 18 mm	90	DX02-406-60
		01 - 26mm	130	DX01-406-60
	5/3 Closed Centre (APB)	02 - 18 mm	90	DX02-416-60
		01 - 26mm	130	DX01-416-60
	5/3 Vented Center	02 - 18 mm	90	DX02-411-60
		01 - 26mm	130	DX01-411-60

15 mm N.C. Solenoid Operator - Standard version

Voltage	W (g)	Without Manual Override	Not Extended		Extended	
			Blue Override non locking flush	Yellow Override Locking flush	Blue Override non locking flush	Yellow Override Locking flush
		Order code	Order code	Order code	Order code	Order code
	12 Vdc	38	P2E-KV32B0	P2E-KV32B1	P2E-KV32B2	
	24 Vdc	38	P2E-KV32C0	P2E-KV32C1	P2E-KV32C2	P2E-KV32C3 P2E-KV32C4
	48 Vdc	38	P2E-KV32D0	P2E-KV32D1	P2E-KV32D2	
	24 Vac 50 Hz	38	P2E-KV31C0	P2E-KV31C1	P2E-KV31C2	P2E-KV31C3 P2E-KV31C4
	48 Vac 50/60Hz	38	P2E-KV34D0	P2E-KV34D1	P2E-KV34D2	
	115 Vac 50Hz/	38	P2E-KV31F0	P2E-KV31F1	P2E-KV31F2	
	120 Vac 60Hz					
	230 Vac 50Hz	38	P2E-KV31J0	P2E-KV31J1	P2E-KV31J2	
	240 Vac 60Hz/					




Mounting screws included with the solenoid valve operator

Solenoid Connectors 15 mm DIN Form C / ISO15217


Description	Characteristic	Visualisation	Cable length	W (g)	Order code	
	Standard IP65	No LED	No cable	20	P8C-C	
		24 Vdc LED	No cable	20	P8C-C26C	
		110 Vac LED	No cable	20	P8C-C21E	
	Standard IP65	No LED	No cable	15	P8C-D	
			2 meters	115	P8L-C2	
			5 meters	240	P8L-C5	
			24 Vdc/Vac LED	No cable	15	P8C-D26C
			2 meters	170	P8L-C226C	
		110 Vac LED	5 meters	240	P8L-C526C	
			10 meters	440	P8L-CA26C	
			No cable	115	P8C-D21E	
			2 meters	115	P8L-C221E	
			5 meters	230	P8L-C521E	

In accordance with the EU Machine Directive, EN 983, solenoid valves with manual override should have spring-return operating arms for safety.


3/2 N.C. CNOMO Operator - Without Coil

Description	Manual override	W (g)	Order code
 Solenoid operator for 30 x 30 DIN Form A Coil Dedicated to Low Power 2,5W / 3VA Coil	No manual override	65	P2FP23N4A
	Pulse non locking	65	P2FP23N4B
	Locking	65	P2FP23N4C
 Solenoid operator for 30 x 30 DIN Form A Coil Dedicated to High Power 4,5W / 5VA Coil	No manual override	65	EV3000100
	Pulse non locking	65	EV3001100
	Locking	65	EV3003100
 Solenoid operator for 22 x 30 DIN Form B Coil Dedicated to Low Power 2,5W / 4,5VA Coil	No manual override	65	1EV0*310
	Pulse non locking	65	1EV1*310
	Locking	65	1EV3*310



30 x 30 DIN Form A and 22 x 30 DIN Form B Coils for CNOMO Operator

Voltage	30 x 30 DIN Form A		22 x 30 DIN Form B	
	W (g)	Order code	Order code	Order code
 12 Vdc 24 Vdc 48 Vdc	105	P2FCA445	P2FCA545	93
	105	P2FCA449	P2FCA549	93
12 Vac 50/60 Hz 24 Vac 50/60 Hz 48 Vac 50/60 Hz	105	P2FCA440	P2FCA540	93
	105	P2FCA445	P2FCA545	93
110 Vac 50 Hz / 120 Vac 60 Hz 230 Vac 50 Hz / 240 Vac 60 Hz	105	P2FCA449	P2FCA549	93
	105	P2FCA453	P2FCA553	93
	105	P2FCA457	P2FCA557	93

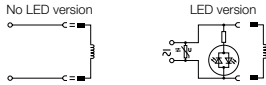
Spare Solenoid Nuts

Description	Usage	W (g)	Order code
 Plastic knurled nut Diffuser plastic nut	For valve requiring Captured exhaust	5	P2FNP
	For valve requiring Vented exhaust	5	P2FND


30 x 30 DIN Form A or 22 x 30 DIN Form B Solenoid Connectors

Description	Characteristic	Visualisation	Cable length	W (g)	Order code
 30 x 30 DIN Form A connector With standard screw	Standard IP65	No LED	No cable	15	3EV290V10
		24 Vdc/Vac LED	No cable	30	3EV290V20-24
			5 meters	355	3EV290V20-24L5
		110 Vac LED	No cable	30	3EV290V20-110
			5 meters	470	3EV290V20-110L5
		230 Vac LED	No cable	30	3EV290V20-230
5 meters	350		3EV290V20-230L5		
 22 x 30 DIN Form B connector With standard screw	Standard IP65	No LED	No cable	15	3EV290V10
		24 Vdc/Vac LED	No cable	20	3EV10V20-24
			5 meters	350	3EV10V20-24L5
		110 Vac LED	No cable	25	3EV10V20-110
			5 meters	355	3EV10V20-110L5
		230 Vac LED	No cable	25	3EV10V20-230
5 meters	360		3EV10V20-230L5		

Connector schematic



Spare Solenoid Nuts

Description	Characteristics	Visualisation	Cable	W (g)	Order code
 M12 Connector for one coil M12 Connector for two coils	24 V AC/DC - 4A	LED	No cable	30	P8C-A626C
	24 V AC/DC - 4A	LED	No cable	70	P8C-AM26C

Note: Solenoid pilot operators are fitted to the Viking valve range.
 Order the above part numbers for spares.
 The operators are supplied with mounting screws and interface 'O' rings.
Coils and connectors must be ordered separately.

Accessories	Designation	Order code (P2V-A, 18 mm)	Order code (P2V-B, 26 mm)	
	Multiple manifold Including seal, fitting screws and plugs. Ports 2, 4, and 14 are bottom-connected. Fit plugs as required to provide common supply of operating air and common exhausts for solenoid valves.	P2V-AM511NB	P2V-BM512NB	
	Multiple manifold Multiple manifold as above, but with the plugs fitted to suit use with valves with internal supply to solenoid.	P2V-AM511PB	P2V-BM512PB	
	Connection block G-side, including seal and fitting screws. For side connection.	P2V-AM512GS	P2V-BM513GS	
	Connection block H-side. For side connection.	P2V-AM512HS	P2V-BM513HS	
	Connection block G-side, including seal and fitting screws. For top connection.	P2V-AM512GT	P2V-BM513GT	
	Connection block H-side. For top connection.	P2V-AM512HT	P2V-BM513HT	
	Connection block G-side, including seal and fitting screws. For bottom connection.	P2V-AM512GB	P2V-BM513GB	
	Connection block H-side. For bottom connection.	P2V-AM512HB	P2V-BM513HB	
	End cover G-side, including seal and fitting screws.	P2V-AM500G0	P2V-BM500G0	
	End cover H-side	P2V-AM500H0	P2V-BM500H0	
Side ported subbase	Description	Port size	Order code BSPG "G"	Order code NPT
	Individual subbase kit Subbase with side port Size 01	G1/4	PL01-02-70	PL01-02-80
Side ported manifold	Two station manifold base with side ports To suit valves with internal supply solenoid Size 02 Size 01	G1/8 G1/4	PJLP02-201-70 PJLP01-202-70	PJLP02-201-80 PJLP01-202-80
	Two station manifold base To suit pneumatic actuated valves Size 01	G1/4	PJL01-202-70	PJL01-202-80
	End plate kit - for side ported two station manifold base Size 02 Size 01 * Use with PJLP02 ** Use with PJLP01 or PJL01 Gaskets and assembly hardware included.	G1/4 G3/8	PEJ02-02-70 PEJ01-03-70	PEJ02-02-80* PEJ01-03-80**
Accessories	Blanking plate Size 02 Size 01		DX02BLK DX01BLK	
	Blanking plug (for subbase PJL) Size 02 Size 01		D02BD0 D01BD0	




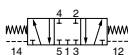
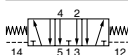
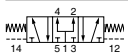
Ceramic slide valves for maximum operational life. Solenoid or air pilot operated with a wide choice of bases and manifolds. Vacuum to 12 bar general applications.

- Size 1, 2 and 3
- Ceramic technology for long life operation
- From vacuum up to 12 bar applications
- Internal or external pilot supply with same valves
- M12 on each coil
- Common M12




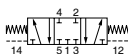

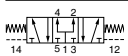


 **For ATEX specific products contact Sales Office**

Isomax - ISO 5599-1 - Sizes 1, 2 & 3 Pneumatic remote pilot operated With direct valve spool manual override


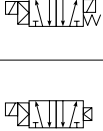

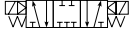

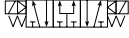
Symbol	Description	Size	Weight (g)	Order code
	5/2 Air pilot - Spring return	1 - 43 mm	350	DX1-421-70
		2 - 56 mm	600	DX2-421-70
		3 - 71 mm	1100	DX3-421-70
	5/2 Air pilot - Differential	1 - 43 mm	350	DX1-451-70
		2 - 56 mm	600	DX2-451-70
		3 - 71 mm	1100	DX3-451-70
	5/2 Double air pilot	1 - 43 mm	350	DX1-406-70
		2 - 56 mm	600	DX2-406-70
		3 - 71 mm	1100	DX3-406-70
	5/3 Closed Center (APB)	1 - 43 mm	350	DX1-416-70
		2 - 56 mm	600	DX2-416-70
		3 - 71 mm	1100	DX3-416-70
	5/3 Vented Center	1 - 43 mm	350	DX1-411-70
		2 - 56 mm	600	DX2-411-70
		3 - 71 mm	1100	DX3-411-70
	5/3 Pressurised Center	1 - 43 mm	350	DX1-413-70
		2 - 56 mm	600	DX2-413-70

Isomax - ISO 5599-1 - Sizes 1, 2 & 3 Pneumatic remote pilot operated Without direct valve spool manual override

Symbol	Description	Size	Weight (g)	Order code
	5/2 Air pilot - Spring return	1 - 43 mm	350	DX1-421-60
		2 - 56 mm	600	DX2-421-60
		3 - 71 mm	1100	DX3-421-60
	5/2 Air pilot - Differential	1 - 43 mm	350	DX1-451-60
		2 - 56 mm	600	DX2-451-60
		3 - 71 mm	1100	DX3-451-60
	5/2 Double air pilot	1 - 43 mm	350	DX1-406-60
		2 - 56 mm	600	DX2-406-60
		3 - 71 mm	1100	DX3-406-60
	5/3 Closed Center (APB)	1 - 43 mm	350	DX1-416-60
		2 - 56 mm	600	DX2-416-60
		3 - 71 mm	1100	DX3-416-60
	5/3 Vented Center	1 - 43 mm	350	DX1-411-60
		2 - 56 mm	600	DX2-411-60
		3 - 71 mm	1100	DX3-411-60
	5/3 Pressurised Center	1 - 43 mm	350	DX1-413-60
		2 - 56 mm	600	DX2-413-60

Isomax - ISO 5599-1 - Sizes 1, 2 & 3**CNOMO operator with 30 x 30 DIN Form A / 24 Vdc / 2,7 W solenoid**




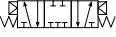
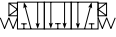
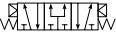
With non locking manual override on solenoid valve operator - Without direct valve spool manual override

Symbol	Description	Size	Weight (g)	Order code
	5/2 Single solenoid - Spring return	1 - 43 mm	500	DX1-621-BL49
		2 - 56 mm	750	DX2-621-BL49
		3 - 71 mm	1250	DX3-621-BL49
	5/2 Single solenoid - Differential	1 - 43 mm	500	DX1-651-BL49
		2 - 56 mm	750	DX2-651-BL49
		3 - 71 mm	1250	DX3-651-BL49
	5/2 Double solenoid	1 - 43 mm	650	DX1-606-BL49
		2 - 56 mm	900	DX2-606-BL49
		3 - 71 mm	1400	DX3-606-BL49
	5/3 Closed Center (APB)	1 - 43 mm	560	DX1-616-BL49
		2 - 56 mm	900	DX2-616-BL49
		3 - 71 mm	1400	DX3-616-BL49
	5/3 Vented Center	1 - 43 mm	650	DX1-611-BL49
		2 - 56 mm	900	DX2-611-BL49
		3 - 71 mm	1400	DX3-611-BL49
	5/3 Pressurised Center	1 - 43 mm	650	DX1-613-BL49
		2 - 56 mm	900	DX2-613-BL49

Solenoid connectors & cable plug to be ordered separately. See solenoid section




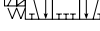
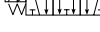

Isomax - ISO 5599-1 - Sizes 1, 2 & 3**CNOMO operator without coil**

With non locking manual override on solenoid valve operator - Without direct valve spool manual override






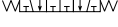
Symbol	Description	Size	Weight (g)	Order code
	5/2 Single solenoid - Spring return	1 - 43 mm	400	DX1-621-BN
		2 - 56 mm	650	DX2-621-BN
		3 - 71 mm	1150	DX3-621-BN
	5/2 Single solenoid - Differential	1 - 43 mm	400	DX1-651-BN
		2 - 56 mm	650	DX2-651-BN
		3 - 71 mm	1150	DX3-651-BN
	5/2 Double solenoid	1 - 43 mm	550	DX1-606-BN
		2 - 56 mm	800	DX2-606-BN
		3 - 71 mm	1300	DX3-606-BN
	5/3 Closed Center (APB)	1 - 43 mm	550	DX1-616-BN
		2 - 56 mm	800	DX2-616-BN
		3 - 71 mm	1300	DX3-616-BN
	5/3 Vented Center	1 - 43 mm	550	DX1-611-BN
		2 - 56 mm	800	DX2-611-BN
		3 - 71 mm	1300	DX3-611-BN
	5/3 Pressurised Center	1 - 43 mm	550	DX1-613-BN
		2 - 56 mm	800	DX2-613-BN

30 x 30 DIN Form A or 22 x 30 DIN Form B coil & coil connectors to be ordered separately. See solenoid section


Isomax - ISO 5599-1 - Sizes 1, 2 & 3**Valve alone without operator****With direct valve spool manual override**

Symbol	Description	Size	Weight (g)	Order code
	5/2 Air pilot - Spring return	1 - 43 mm	350	DX1-621-70
		2 - 56 mm	600	DX2-621-70
		3 - 71 mm	1100	DX3-621-70
	5/2 Air pilot - Differential	1 - 43 mm	350	DX1-651-70
		2 - 56 mm	600	DX2-651-70
		3 - 71 mm	1100	DX3-651-70
	5/2 Double air pilot	1 - 43 mm	350	DX1-606-70
		2 - 56 mm	600	DX2-606-70
		3 - 71 mm	1100	DX3-606-70
	5/3 Closed Center (APB)	1 - 43 mm	350	DX1-616-70
		2 - 56 mm	600	DX2-616-70
		3 - 71 mm	1100	DX3-616-70
	5/3 Vented Center	1 - 43 mm	350	DX1-611-70
		2 - 56 mm	600	DX2-611-70
		3 - 71 mm	1100	DX3-611-70
	5/3 Pressurised Center	1 - 43 mm	350	DX1-613-70
		2 - 56 mm	600	DX2-613-70



Isomax - ISO 5599-1 - Sizes 1, 2 & 3**Valve alone without operator****Without direct valve spool manual override**

Symbol	Description	Size	Weight (g)	Order code
	5/2 Air pilot - Spring return	1 - 43 mm	350	DX1-621-60
		2 - 56 mm	600	DX2-621-60
		3 - 71 mm	1100	DX3-621-60
	5/2 Air pilot - Differential	1 - 43 mm	350	DX1-621-60
		2 - 56 mm	600	DX2-621-60
		3 - 71 mm	1100	DX3-621-60
	5/2 Double air pilot	1 - 43 mm	350	DX1-606-60
		2 - 56 mm	600	DX2-606-60
		3 - 71 mm	1100	DX3-606-60
	5/3 Closed Center (APB)	1 - 43 mm	350	DX1-616-60
		2 - 56 mm	600	DX2-616-60
		3 - 71 mm	1100	DX3-616-60
	5/3 Vented Center	1 - 43 mm	350	DX1-611-60
		2 - 56 mm	600	DX2-611-60
		3 - 71 mm	1100	DX3-611-60
	5/3 Pressurised Center	1 - 43 mm	350	DX1-613-60
		2 - 56 mm	600	DX2-613-60


VDMA Side Ported Subbases

Description	Size	Port size	Weight (g)	Order code
 <p>Subbases VDMA Side port according to VDMA</p>	1 - 43mm	G1/4	160	P2N-VS512SD
	2 - 56mm	G3/8	280	P2N-WS513SD
	3 - 71mm	G1/2	350	P2N-YS514SD


VDMA Bottom Ported Manifold

Description	Size	Port size	Weight (g)	Order code
 <p>VDMA Form C Bottom port according to VDMA</p>	1 - 43mm	G1/4	240	P2N-VM512MB
	2 - 56mm	G3/8	360	P2N-WM513MB
	3 - 71mm	G1/2	700	P2N-YM514MB
<p>VDMA Transition plate Size 1 to Size 3 Kit includes: Transition plate only</p>	1 to 3	G1/4		P2N-VM500AK
 <p>VDMA Form D - End plate According to VDMA</p>	1 - 43mm	G3/8	210	P2N-VM513ES
	2 - 56mm	G1/2	360	P2N-WM514ES
	3 - 71mm	G1	680	P2N-YM518ES
<p>VDMA Isolation - Main galley According to VDMA</p> <p>Kit includes: (1) Isolator plug.</p>	1 - 43mm			P2N-VK0P
	2 - 56mm			P2N-WK0P
	3 - 71mm			P2N-YK0P


Accessories

Description	Size	Port size	Weight (g)	Order code
 <p>Blanking plate</p> <p>Kit includes: (1) Blanking plate, (1) Gasket and (4) Mounting bolts</p>	1 - 43mm	G1/4	100	P2N-AA5B
	2 - 56mm	G3/8	150	P2N-BA5B
	3 - 71mm	G1/2	200	P2N-CA5B










Side ported subbases

Description	Size	Port size	Weight	Order code BSP	Order code NPT
 Single subbase with side ports 1 3 5 2 4 ports & 12 14	1 - 43mm	G1/4	0.16	PL1-1/4-70	PL1-1/4-80
	1 - 43mm	G3/8	0.16	PL1-3/8-70	
	2 - 56mm	G3/8	0.28	PL2-3/8-70	PL2-3/8-80
	2 - 56mm	G1/2		P2N-HS514SS	
	3 - 71mm	G1/2		PL3-1/2-70	PL3-1/2-80
	3 - 71mm	G3/4		P2N-JS516SD	





Bottom ported subbases

Description	Size	Port size	Weight	Order code BSP	Order code NPT
 Single subbase with bottom ports 1 3 5 2 4 ports & 12 14	1 - 43mm	G1/4	0.37	PD1-1/4-70	PD1-1/4-80
	2 - 56mm	G3/8	0.59	PD2-3/8-70	PD2-3/8-80
	3 - 71mm	G1/2	0.59	PD3-1/2-70	

Size 1 bottom ported manifold

Description	Size	Port size	Weight	Order code
  Manifold with bottom ports low profile	1 - 43mm	G1/4	0.2	P2N-AM512MB
  Connecting block Top or bottom ported connecting block for above manifold "low profile"	1 - 43mm	G3/8	0.15	P2N-AM513GT
  End End piece for above manifold "low profile"	1 - 43mm	no	0.06	P2N-AM500J
  Intermediate supply Top or bottom ported intermediate supply for above manifold "low profile"	1 - 43mm	G3/8	0.14	P2N-AM513BT
 Isolation plugs isolating seal for above manifold "low profile"	1 - 43mm		0.07	P2N-AK0P

Sizes 1 & 2 side ported manifold

Description	Size	Port size	Weight	Order code
  Manifold Manifold with side port	1 - 43mm	G1/4	0.24	P2N-EM512MD
	2 - 56mm	G3/8	0.21	P2N-FM513MD
  End Side ported connecting kit for above manifold with side ports	1 - 43mm	G3/8	0.36	P2N-EM513ES
	2 - 56mm	G1/2	0.29	P2N-FM514ES

Heavy duty poppet valves 2/2 & 3/2 - G^{3/8}" & G^{1/2}"

These valves use the well proven poppet principle to give high flow rates with short valve travel, both the 2/2 and 3/2 valves in the range are available in G^{3/8}" and G^{1/2}" port sizes. This means that each actuator is available in four configurations i.e. 3/8" ports 2/2 or 3/2 and G^{1/2}" ports 2/2 or 3/2. All valves are normally closed.

The bodies are of block form construction for ease of mounting. Springs are stainless steel; internal seals being of nitrile rubber.

The 2/2 body allows air in one direction only, 3/2 versions having the facility of exhausting air through the actuator unit. This exhaust vent is unthreaded on all valves except the pilot and solenoid types which allows the piping away of exhaust air.

All mechanisms are spring returned.



Main data for mechanically operated valves, Heavy duty poppet series (NC only)

Symbol	Type	Connection	Actuator	Return	Operating force at 6 bar, N	Weight Kg	Order code
	2/2	G ^{3/8}	Solenoid pilot	Spring	24VDC Less solenoid	0.70 0.65	DB122A49 DB122AXX
	3/2	G ^{3/8}	Solenoid pilot	Spring	24VDC Less solenoid	0.70 0.65	DB123A49 DB123AXX
	2/2	G ^{1/2}	Solenoid pilot	Spring	24VDC Less solenoid	0.70 0.65	DB222A49 DB222AXX
	3/2	G ^{1/2}	Solenoid pilot	Spring	24VDC Less solenoid	0.70 0.65	DB223A49 DB223AXX
	2/2	G ^{3/8}	Air pilot	Spring		0.61	B102P
	3/2	G ^{3/8}	Air pilot	Spring		0.61	B103P
	2/2	G ^{1/2}	Air pilot	Spring		0.61	B202P
	3/2	G ^{1/2}	Air pilot	Spring		0.61	B203P

Order electrical connectors for solenoids separately.

Main data for mechanically operated valves, Heavy duty poppet series (NC only)

Symbol	Type	Connection	Actuator	Return	Operating force at 6 bar, N	Weight Kg	Order code
	2/2	G ^{3/8}	Lever	Lever	22	0.65	B102L
	3/2	G ^{3/8}	Lock down	Lever lever	22	0.65	B103L
	2/2	G ^{1/2}	Lock down	Lever lever	22	0.65	B202L
	3/2	G ^{1/2}	Lock down	Lever lever	22	0.65	B203L
	2/2	G ^{3/8}	Roller lever	Spring	36	0.642	B102R
	3/2	G ^{3/8}	Roller lever	Spring	36	0.630	B103R
	2/2	G ^{1/2}	Roller lever	Spring	36	0.614	B202R
	3/2	G ^{1/2}	Roller lever	Spring	36	0.604	B203R
	2/2	G ^{3/8}	Ball	Spring	220	0.542	B102C
	3/2	G ^{3/8}	Ball	Spring	220	0.532	B103C
	2/2	G ^{1/2}	Ball	Spring	220	0.530	B202C
	3/2	G ^{1/2}	Ball	Spring	220	0.520	B203C

Rugged brass bodies with excellent corrosion resistance make these valves the ideal choice for arduous applications. Large and robust manual actuators are available together with air pilot actuators.



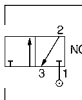
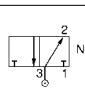
- Rugged valves for heavy duty applications
- Large and robust actuators for easy operation
- Excellent corrosion resistance
- Integral mounting holes
- Panel mounting versions

Operating information

Working temperature	-20 °C to +70 °C
Working pressure	Max 10 bar
Flow (Qmax):	380 l/min

Push button valves, VA13 Series - G1/8


Symbol	Actuator	Return	Operating force at 6 bar, N	Mounting	Order code
	Flush-Push button, red	Spring	32,5	Panel	VA13-HIS4
	Flush-Push button, black	Spring	32,5	Panel	VA13-HIS4A06
	Hand lever Held in two positions	Hand lever	8	Panel	VA13-HB24
	Hand lever Held in two positions	Hand lever	8	Side	VA13-HB2
	Button, red Two positions	Button	3	Panel	VA13-KL24
	Button, red	Spring	31,5	Panel	VA13-KS4
	Button, red Two positions	Button	3	Side	VA13-KL2
	Button, red	Spring	31,5	Side	VA13-KS
	Button, red Two positions	Knob/ Air signal	6	Side	VA13-KL2A

  All 3/2 type VA13 valves can be connected either as normally closed 3/2 valve (NC) or normally open 3/2 valve (NO) as required, by connecting the primary air supply to port 1 or port 3

Push button valves, VA15 Series - G¹/₈ connection

Symbol	Actuator	Return	Operating force at 6 bar, N	Mounting	Order code
Hand actuated					
	Flush-Push button, red	Spring	34,5	Panel	VA15-HIS4
	Hand lever Held in two positions	Hand lever	9	Panel	VA15-HB24
	Hand lever Held in three positions Closed centre position	Hand lever	9	Panel	VA15-HB34
	Hand lever Held in three positions Vented centre position	Hand lever	9	Panel	VA15-XHB34
	Hand lever Three positions Closed centre position	Hand lever	9	Panel	VA15-HC4
	Hand lever Three positions Vented centre position	Hand lever Self centring	9	Panel	VA15-XHC4
	Hand lever Held in two positions	Hand lever	9	Side	VA15-HB2
	Button, red Two positions	Button	5	Panel	VA15-KL24
	Button, red Two positions	Button	5	Side	VA15-KL2
	Air signal	Air signal	3/3	Side	VA15-AA
	Air signal	Spring	4/-	Side	VA15-AS

Accessories for VA13/15HI... Series valves

	Description	Order code
	Diaphragm, black	9127359331
	Diaphragm, yellow	9127359332
	Mounting ring	9127359334

Designed to fit the standard electrical Ø22mm knock out, they can provide dual pneumatic and electrical output signals. A variety of button and switch actuators are available.

- Facia mounted operation
- 3/2 NO or NC
- Modular construction
- Wide range of actuators
- Dual pneumatic an electrical output signal



Flow characteristics	
PXB-B3••	Qmax = 60 l/min Qn = 30 l/min
PXB-B4••	Qmax = 240 l/min Qn = 120 l/min
Connections	Ø 4 mm push-in

Operating information	
Push button valves - Visual indicators	
Working pressure	1 to 9 bar
PXB-B3••	1 to 10 bar
PXB-B4••	1 to 8 bar
PXV-••	1 to 8 bar
Working temperature	-15°C to +60°C
ATEX approval:	CE Ex II 3 GD
For ATEX specific products contact Sales Office	

Spring return push buttons

Symbol	Flow	Order code	Symbol	Flow	Order code	Symbol	Flow	Order code
	60 l/min	PXB-B311BA2		60 l/min	PXB-B311BA3		60 l/min	PXB-B311BA4
	240 l/min	PXB-B413BA2		240 l/min	PXB-B413BA3		240 l/min	PXB-B413BA4
Black - With 1 NC valve			Green - With 1 NC valve			Red - With 1 NC valve		

Mushroom head push buttons

Symbol	Flow	Order code	Symbol	Flow	Order code	Symbol	Flow	Order code
	60 l/min	PXB-B311BC2		60 l/min	PXB-B311BT4		60 l/min	PXB-B311BD2
	240 l/min	PXB-B413BC2		240 l/min	PXB-B413BT4		240 l/min	PXB-B413BD2
Black - Spring return - With 1 NC valve			Red - Latching - With 1 NC valve			Black - 2 positions - With 1 NC valve		

Selector switches

Symbol	Flow	Order code
	60 l/min	PXB-B311BD2
	240 l/min	PXB-B413BD2
Black - 2 positions - With 1 NC valve		

Additional switch valves, electrical contact block and mounting brackets

	Flow	Order code		Contact	Order code		Contact	Order code
	60 l/min	PXB-B3911		Normally open	PXB-B3911		Mounting block	ZB4-BZ009
	NC			NO				
	240 l/min	PXB-B4931		Normally closed	PXB-B4931			
	NC			NC				
	60 l/min	PXB-B3921						
	NO							
	240 l/min	PXB-B4931		Flow	Order code			
	NO			60 l/min	PXB-B3111B			
	NC			NC				
	60 l/min	PXB-B3912		60 l/min	PXB-B3121B			
	NC			NO				
	60 l/min	PXB-B3922		NO				
	NO							

All PXB-B4 valves can be connected either as normally closed 3/2 valve (NC) or normally open 3/2 valve (NO) as required, by connecting the primary air supply to port 1 or port 3.

Spring return push buttons

Spring return	
Colour	Order code
	Black ZB4-BA2
	Green ZB4-BA3
	Red ZB4-BA4
Flush	

Mushroom head	
Colour	Order code
	Black ZB4-BC2
	Green ZB4-BC3
	Red ZB4-BC4
Ø40 mm spring return	

Selector switches

Black handle	
Function	Order code
	2 positions fixed ZB4-BD2
	3 positions fixed ZB4-BD3
Standard	

Visual indicators

Colour actuated	Colour unactuated	Order code
Green	Black	PXV-F131
Red	Black	PXV-F141
Yellow	Black	PXV-F151
Blue	Black	PXV-F161
White	Black	PXV-F111
Green	Red	PXV-F1314

Compact 3/2 normally closed metal bodied valves with push-in air connections. Designed for the process duty cycle with high durability. Ideal for the process or packaging industry.



- High durability
- Very good repeat accuracy
- Design for process duty cycle
- Push-in connection
- Versatile and easily maintained
- Miniature size

Operating information

Working pressure; PXC-M 3 to 8 bar
Working temperature -15 °C to +60 °C

	PXC-M111	PXC-M121	PXC-M521	PXC-M601
Flow (Qmax):	60 l/min	85 l/min	250 l/min	250 l/min

Bore Ø1,5 mm, flow 60 NI/min

Symbol	Actuator	Return	Operating forces at 6 bar, N	Order code
	Steel plunger	Spring	11	PXC-M111

Bore Ø1,5 mm, flow 85 NI/min

Symbol	Actuator	Return	Operating forces at 6 bar, N	Order code
	Plastic roller	Spring	4,5	PXC-M121
	Steel roller	Spring	4,5	PXC-M131

Bore Ø2,5 mm, flow 250 NI/min

Symbol	Actuator	Return	Operating forces at 6 bar, N	Order code
	Plastic roller	Spring	7	PXC-M521

3/2 compact limit switches - With Ø4mm Push-in connections with pipeable exhaust port

Bore Ø2,5mm, flow 250 NI/min - With plunger head

Symbol	Actuator	Return	Operating forces at 6 bar, N	Order code
	Steel plunger	Spring	24	PXC-M601A110
	Steel roller plunger	Spring	24	PXC-M601A102
	90° Steel roller plunger	Spring	24	PXC-M601A103

The Moduflex Valve System redefines flexibility for pneumatic users. Whether configured from basic components or ordered as a pre-assembled and tested valve manifold, Moduflex flexibility is unmatched in the market place.



Ports

- Size 1: Push-in connectors for 4, 6mm OD tube
- Size 2: Push-in connectors for 6, 8, 10, 12mm OD tube

Mountings

- S Series - Individual subbase
- T Series - Manifold mount with individual connectors
- V Series - Manifold mount with collective wiring or fieldbus

Fieldbus Options

- DeviceNet, Profibus, CANopen, AS-i, Interbus-S

Operating information

Working pressure	-0,9 to 8 bar
Pilot pressure	3 to 8 bar *
Working temperature	-15 °C to 60 °C
Protection individual connectors	IP 67 NEMA4
Protection integrated connectors	IP 65
Voltage	24 V DC
* Single and double 3/2	3,5 to 8 bar

		Dual 4/2	Dual 3/2	3/2	4/2
Size 1	Qmax.	275 l/min	415 l/min	415 l/min	510 l/min
	Qn	165 l/min	235 l/min	235 l/min	310 l/min
Size 2	Qmax.	-	805 l/min	805 l/min	1340 l/min
	Qn	-	450 l/min	440 l/min	800 l/min

Moduflex Valve technology

Two technology platforms enable the compact design and high performance of the Moduflex Valve System.

The compact dual 4/2 and 3/2 valves utilize well proven Parker seal technology. The standard 4/2 valves adopt the long life super durable ceramic switching technology.

Materials

Valve body	Plastic
Spool	Aluminium and nitrile rubber or ceramic plate
Subbase or manifold	Plastic
End plates (T and V series)	Plastic
Fasteners	Nickel plated steel

Dual 4/2 valve

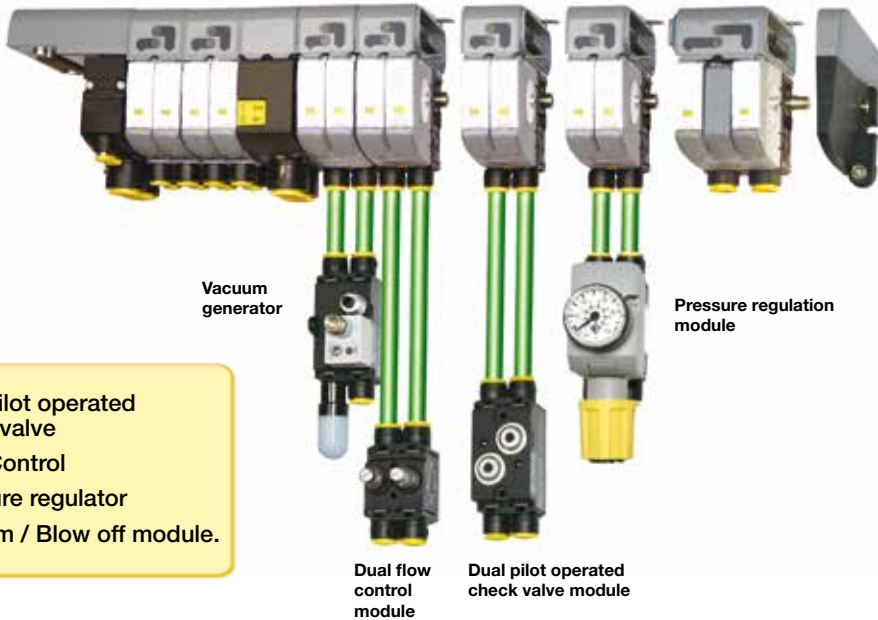


4/2 Valve



Moduflex Complete Control

With the introduction of the dual 4/2 size 1 valves, Moduflex now offers unrivaled ability of matching valves to exact flow requirements, ensuring cost and space are minimized. In addition, Moduflex Valve System offers all the necessary control peripherals to provide a complete automation solution. Moduflex is the complete control package.




- Dual pilot operated check valve
- Flow Control
- Pressure regulator
- Vacuum / Blow off module.

Total ordering flexibility

Additionally to the complete product adaptability, the Moduflex Valve range offers for V, T, S and P series an ordering flexibility with 3 different designs; from all components separately ordered (basic module) to pre-assembled and tested valve island.

The Moduflex Valve Island Configurator software is the easy way to, step by step, configure and order the required valve island for the application.



Ordering options

1 - Basic modules ordering

Using this option, all basic components are separately ordered :

- Head and Tail set
- Valve modules
- Intermediate module kit
- Peripheral modules
- Pneumatic connectors, mufflers and plugs
- Electrical connection or fieldbus module

2 - Complete modules ordering

Using this option, modules are defined, ordered and supplied, pneumatic connectors and electrical connection equipped. One part number defines :

- Function module
- Pneumatic connectors, muffler and plugs
- Electrical connection and cable

3 - Pre-assembled valve islands ordering

Using this option, the complete valves island configuration has to be defined, and may be ordered, delivered fully assembly and tested under one part number.

V series

Integrated connection field bus or multi-connector valve island



T series

Individual connector valve islands
 Solenoid or air pilot



S series

Stand alone valves
 Solenoid or air pilot



P series

Peripheral modules
 Flow control, check valves,
 pressure regulator, vacuum



Moduflex Valve Configurator software



For more information see - Parker Pneumatic Catalogue PDE2600PNUK

The Isys Micro valve redefines flexibility for pneumatic users. When either configured from basic components or ordered as pre-assembled and tested valve islands, Isys Micro valves are the answer to all your needs.

- Up to 8 pneumatic functions on a 42mm width metal sub base
- 4 valve modules back to back for compact dimensions
- High performance
- Optimized flow for 6mm tubes
- Side or bottom mounted manifolds available.



Operating information

Fluid :	Air or inert gas Filtered 40 µ Class 5 (according to ISO 8573-1) Dry class 4 (according to ISO 8573-1) Non-lubricated or lubricated	Operating pressure :	-0.9 to 8,3 bar with external pressure 6 bar
Storage temperature :	-40 °C to + 70 °C	Piloting pressure :	2.7 to 8.3 bar
Working temperature	-15 °C to + 50°C	Exhaust collection :	Independant exhaust collection
Vibration :	according to IEC 68-2-6 2G to 150 Hz	Rated coil voltage :	24 VDC -15 % / +10 %
Shock :	according to IEC 68-2-27 15G 11 ms	Electrical connection:	Not polarised
		Coil insulation :	Class B
		Power consumption :	1 W (42 mA) with LED
		Duty factor :	100 % at 20°C

Plug-in valve

Electrical connection on subbase

Multifunction manual override caps

Caps for locking or condemned manual override

Back to back design

Up to 8 pneumatic functions in 42mm width

WCS metal spool

Wear Compensating System for 50 million cycles

Metal sub-base

Aluminium Die cast for maximum rigidity

Internal connection

Up to 32 solenoids

Auxiliary channels

Independant pilot pressure and exhausts

M7 thread

For 4 or 6 mm tube fitting

4 valves Side or Bottom ported sub-base

Up to 4 pneumatic modules

The Isys Micro valve redefines flexibility for pneumatic users. When either configured from basic components or ordered as pre-assembled and tested valve islands, Isys Micro valves are the answer to all your needs.



Solenoid operated Valve fitted with 24 VDC solenoids

Plug-in valves



42 mm only for 4 valve modules

- Up to **8 pneumatic functions** on a **42 mm width** metal sub-base manifold.
- 4 valve modules **back to back** mounted for a compact design.
- Optimized flow with 6 mm OD tube allows 0,5 m/s speed on a 50 mm diameter cylinder with 1/4 fittings.

Optimized flow for a 6 mm OD tube

Qn = 282 NI/mn Qmax = 510 NI/mn

Side ported manifold design



- Manifold with common ducts for ports 1, 3 and 5, outlet port 2 and 4, and supply port for 12 and 14 are available side ported.

Bottom ported manifold design



- A bottom ported design for an easy integration into an enclosure.

An easy man-machine dialogue

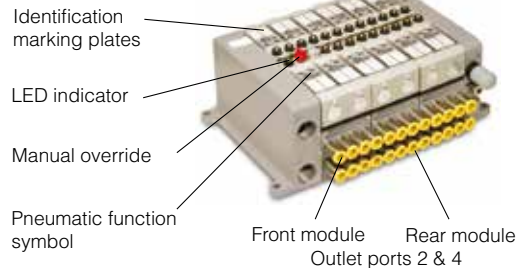
• **Multifunction manual override**

Standard non-locking manual overrides can be easily changed to locking or blocked with accessories available with valves.

• **Customer identification**

Have your own identification on the product protected with a transparent flip-up cover.

A quick visual diagnostic face



Island with multi-pole connection

In a decentralized application, when a multi-pole connection is required, the valve island head module can be equipped with a standard Sub-D25 connector.

With this Sub-D25 connection, up to 24 solenoid valves can be piloted.




Up to 32 solenoid valves

Communication modules include a main 24 VDC power supply for the bus and the 32 output driver modules. All solenoids can be energized at the same time.



Up to 256 electrical outputs including 32 solenoid valves

Communication modules include a main 24 VDC power supply for the Bus and up to 10 digital or analogical output modules. Additional power supply is only requested if there are more than 11 output modules.



Island for fieldbus communication in decentralized application

In a decentralized application where a serial communication is required and only a few valves are necessary, different fieldbus protocol modules are also available.

In that case, the valve island has to be equipped with a bus communication head module adaptor.

Depending on the protocol, the head module can pilot up to 16 solenoid valves.



Island up to 16 or 32 solenoid valves linked to the Turck BL67 remote I/O device series

TURCK Industrial Automation

This electro-mechanical interface allows, with its modularity up to 16 or 32 solenoid valves, an inter-connection to the TURCK BL67 Series, offering a wide choice of industrial communication with Field bus and Industrial Ethernet protocols and a complete range of electrical I/O modules.



Parker 7321B/7322B are diaphragm pilot operated solenoid valves and require a minimum differential pressure to operate.

This series is available in both Normally Closed and Normally Open function: 7321B Serie is a Normally Closed family (closed when de-energised), 7322B Serie is the Normally Open family (Open when de-energised).



- Pilot operated solenoid valve
- Exclusive diaphragm design
- For water, steam, light oils
- High flow rate
- Fast reaction time
- Easy and quick maintenance

Operating information

Valve body:	CW617N UNI EN 12165:98 Forged Brass
Enclosing tube:	AISI 304 stainless steel
Plunger:	AISI 430F St. Steel
Spring:	AISI 302 St. Steel
Seals:	NBR (Buna N) - EPDM FKM (Viton)
Shading ring:	Copper

Installation

The valves can be mounted in any position. It is however recommended to install them with the coil in vertical position above the body.

Media

These valves have been developed to achieve the best performances for water, steam, light oils (up to 2°E). Therefore these valves are not usable with gas and air.

We recommend to choose NBR versions for plumbing mkt (max. temp. 90°C), FKM version for water/light oils control applications up to 140°C, EPDM version for superheated water and steam (up to 140°C)

Please consult factory in case you need to verify the compatibility of 7321B/7322B Series with alternative ranges of paper FCDE coils not included in this catalogue.

2/2 Normally Closed - BSP threads

NBR Seals (Max. Media Temp. 90°C)

Port Size G	Orifice mm	Flow Factors		Minimum Pressure	Maximum Differential	Weight Kg	Manual Control	Speed Control Pressure	Description	Order Code	Dimensional Drawing
		m ³ /h	l/min								
3/8"	13	3.0	50.0	0.1	20	0.55	-	-	7321BIN00	443776W	2
	13	3.0	50.0	0.1	20	0.55	x	-	7321BIN01	443777W	
1/2"	13	3.0	50.0	0.1	20	0.58	-	-	7321BAN00	443779W	2
	13	3.0	50.0	0.1	20	0.58	x	-	7321BAN01	443780W	
3/4"	20	8.4	139.9	0.1	20	1.02	-	-	7321BCN00	443782W	3
	20	8.4	139.9	0.1	10	1.02	x	-	7321BCN01	443783W	
	20	8.4	139.9	0.1	10	1.02	x	x	7321BCN02	443784W	
	25	9.6	159.9	0.1	20	1.08	-	-	7321BDN00	443786W	
1"	25	9.6	159.9	0.1	10	1.08	x	-	7321BDN01	443787W	3
	25	9.6	159.9	0.1	10	1.08	x	x	7321BDN02	443788W	
	35	25.2	419.8	0.1	10	3.15	-	-	7321BEN00	443790W	
1 1/4"	35	25.2	419.8	0.1	5	3.15	x	-	7321BEN01	443791W	4
	35	25.2	419.8	0.1	5	3.15	x	x	7321BEN02	443792W	
1 1/2"	40	30.0	499.8	0.1	10	2.90	-	-	7321BFN00	443794W	4
	40	30.0	499.8	0.1	5	2.90	x	-	7321BFN01	443795W	
	40	30.0	499.8	0.1	5	2.90	x	x	7321BFN02	443796W	
	50	37.2	619.8	0.1	10	4.30	-	-	7321BGN00	443798W	
2"	50	37.2	619.8	0.1	5	4.30	x	-	7321BGN01	443799W	4
	50	37.2	619.8	0.1	5	4.30	x	x	7321BGN02	443800W	
2 1/2"	65	66.0	1099.6	0.2	10	13.60	x	x	7321BLN02	443802W	5
3"	75	80.0	1332.8	0.2	10	11.90	x	x	7321BMN02	443803W	5

2/2 Normally Open - BSPP threads

NBR Seals (Max. Media Temp. 90°C)

Port Size G	Orifice mm	Flow Factors		Minimum Pressure	Maximum Differential	Weight Kg	Manual Control	Speed Control Pressure	Description	Order Code	Dimensional Drawing
		m ³ /h	l/min								
3/8"	13	3.0	49.98	0.1	20	0.55	-	-	7322BIN00	443805W	
1/2"	13	3.0	49.98	0.1	20	0.58	-	-	7322BAN00	443806W	
3/4"	20	8.4	139.94	0.1	20	1.02	-	-	7322BCN00	443807W	
1"	25	9.6	159.94	0.1	20	1.08	-	-	7322BDN00	443808W	14
1 1/4"	35	25.2	419.83	0.1	10	3.15	-	-	7322BEN00	443809W	
1 1/2"	40	30.0	499.80	0.1	10	2.90	-	-	7322BFN00	443810W	
2"	50	37.2	619.75	0.1	10	4.30	-	-	7322BGN00	443811W	
2 1/2"	65	66.0	1099.56	0.2	10	13.60	-	x	7322BLN06	444513W	
3"	75	80.0	1332.80	0.2	10	11.90	-	x	7322BMN06	444503W	

Nominal pressure: 25 bar from 1 1/4" to 3" 16 bar

Please note that FKM and EPDM seals are available on request.

2/2 Normally Closed - NPT threads

NBR Seals (Max. Media Temp. 90°C)

Port Size NPT	Orifice		Flow Factors		Minimum Pressure		Maximum Differential		Weight		Description	Order Code	Dimensional Drawing
	mm	inch	m ³ /h	gpm	bar	PSI	bar	PSI	Kg	lbs			
3/8"	13	0.51	3.0	13.23	0.1	1.45	20	290	0.55	1.21	7321BIN90	444107W	1
1/2"	13	0.51	3.0	13.23	0.1	1.45	20	290	0.55	1.21	7321BAN90	444108W	1
3/4"	20	0.78	8.4	37.04	0.1	1.45	20	290	1.02	2.24	7321BCN90	444109W	2
1"	25	0.98	9.6	42.34	0.1	1.45	20	290	1.08	2.38	7321BDN90	444110W	2
1 1/4"	35	1.37	25.2	111.13	0.1	1.45	10	145	3.15	6.93	7321BEN90	444168W	3
1 1/2"	40	1.56	30.0	132.30	0.1	1.45	10	145	4.30	9.46	7321BFN90	444169W	3
2"	50	1.95	37.2	164.05	0.1	1.45	10	145	4.30	9.46	7321BGN90	444119W	3

Nominal pressure: 25 bar from 1 1/4" to 3" 16 bar

2/2 Normally Open - NPT threads

NBR Seals (Max. Media Temp. 90°C)

Port Size NPT	Orifice		Flow Factors		Minimum Pressure		Maximum Differential		Weight		Description	Order Code
	mm	inch	m ³ /h	gpm	bar	PSI	bar	PSI	Kg	lbs		
3/8"	13	0.51	3.0	13.23	0.1	1.45	20	290	0.55	1.21	7322BIN90	444234W
1/2"	13	0.51	3.0	13.23	0.1	1.45	20	290	0.55	1.21	7322BAN90	444610W
3/4"	20	0.78	8.4	37.04	0.1	1.45	20	290	1.02	2.24	7322BCN90	444611W
1"	25	0.98	9.6	42.34	0.1	1.45	20	290	1.08	2.38	7322BDN90	444612W
1 1/4"	35	1.37	25.2	111.13	0.1	1.45	10	145	3.15	6.93	7322BEN90	444302W

Nominal pressure: 25 bar from 1 1/4" to 3" 16 bar

Please note that FKM and EPDM seals are available on request.

Electrical parts availability

Standard Coil Mono-Frequency, F Class

Encapsulated in synthetic material, Connector for 2P + E DIN 43650 A Plug. IP65 rate can be achieved using a DIN Plug connector only.

Voltage	Power Consumption	Approvals	Description	Order Code
24/50	8 W	-	481865A2	439500
48/50	8 W	-	481865A4	439515
110/50	8 W	-	481865A5	439514
220-230/50	8 W	-	4818653D	439502
380/50	8 W	-	481865A9	439531
24/60	8 W	-	481865B2	439804
230/60	8 W	-	481865J3	439530
115/60	8 W	-	481865K8	439528
12 DC	9 W	-	481865C1	439508
24 DC	9 W	-	481865C2	439501
48DC	9 W	-	481865C4	439523
110V DC	9 W	-	481865C5	439532

Standard Coil Bi-Frequency, F Class

Encapsulated in synthetic material, Connector for 2P + E DIN 43650 A Plug. IP65 rate can be achieved using a DIN Plug connector only.

Voltage	Power Consumption	Approvals	Description	Order Code
12/50-60	9 W	-	4835101W	439812
24/50-60	9 W	-	483510P0	439503
48/50-60	9 W	-	483510S4	439526
110-115/50 120/60	9 W	-	483510S5	439507
220-240/50 240/60	9 W	-	483510S6	439504

UL approved Coil, F Class

Encapsulated in synthetic material, Connector for 2P + E DIN 43650 A Plug. IP65 rate can be achieved using a DIN Plug connector only.

Voltage	Power Consumption	Approvals	Description	Order Code
24/60	13 W	UL	491514B2	439511
24DC	16 W	UL/VDE	491514C2	439520
110/50 120/60	13 W	UL	491514P3	439512
220/50 240/60	13 W	UL	491514Q3	439513

H Class Coil

(DC, AC 14W) encapsulated in synthetic material. Connection for 2P + E DIN 43650 A Plug. IP65 rate can be achieved using a DIN Plug connector only.

Voltage	Power Consumption	Approvals	Description	Order Code
24/50	14 W	-	492425A2	439550
110/50	14 W	-	492425A5	439551
230/50	14 W	-	492425F4	439518
24DC	14 W	-	492425C2	439522

Accessories

Connector 2P + E DIN 43650 A

Max. A	Cable Section	Nominal Voltage	Description	Order Code	Drawing Reference
16 A	6-10 mm ²	250-/300 V =	PG9/PG11 DIN Connector	600003PLUG	14

Control Devices & Vacuum

Interface Valves - PS1



- High speed poppet type valves
- 3/2 & 4/2 Electro-pneumatic modules
- Push-in connections Ø4mm & Ø6mm
- High performance 15mm solenoids
- Building block type modules with DIN rail mounting

B Valves



- High performance industrial valves
- G1/8 or G1/4 body ported
- 5/2 and 5/3 configurations
- All metal rugged construction
- Wear Compensating Seal system
- IEM manifolds
- Low power solenoids

Valve Island - PVL-B10



- Compact lightweight, high flow valves
- 2 x 3/2, 5/2 or 5/3 configuration
- Push-in Ø6mm or G1/8 threaded connections
- High performance 15mm solenoids
- Stacking type modules with DIN rail mounting

Inline and Stackable Valves - PVL



- 3 sizes: G1/8 or G1/4 versions
- Ultra light weight
- Inline stand alone or stackable versions
- Push-in or threaded connections
- Low consumption solenoids.
- DIN rail or block mounting

Logic Control



- Complete range of logic processing modules
- Stand alone or stackable and combinable units
- Ultra fast response times
- Visual indication
- DIN rail mounting.

Two Hand Control Units - PXP



- Ergonomic design
- Robust polymer or metal enclosure
- Meets requirements for protection against accidental operation and tampering
- Conforms to EN574 and EN954-1 requirements

Adex Valves



- Miniature high flow body ported & manifold valves
- 5/2 and 5/3 configurations
- Ultra fast response times
- 10mm & 15mm body widths
- Threaded or push-in connection
- Single sub-base or IEM manifolds

Vacuum



- Mini vacuum generators
- Compact "air saver" vacuum generators
- Multi-function vacuum generators with holding
- Valve and rapid release options
- Wide range of suction cups
- Wide range materials

For more information see - Parker Pneumatic Catalogue PDE2600PNUK

Fluid Controls

2/2 - Way Shut-Off Valves for Air



- 1/4" - 2" pipe mount
- Pressure range up to 40 bar
- Normally open and normally closed
- Direct or servo-acting
- Long life expectancy, highest reliability
- Manual override optional
- Excellent response time
- Can be mounted with Lucifer® coil families

Proportional Pressure Regulator



- 1/4" - 2" pipe mount
- Lucifer® Programmable EPP4 all parameters fully adjustable through the PC software calys
- Low power consumption (2.2W), energy savings
- High responsiveness and low hysteresis (0.5%)
- Flexible remote display

3/2 - Way Valves for Air



- 1/8" - 1/4" pipe mount and flange version
- Pressure range up to 30 bar
- Normally open and normally closed, universal
- Long life expectancy - highest reliability
- Excellent response time repeatability
- Can be mounted with Lucifer® coil families

3/2 - 5/2 NAMUR Valves




- 1/4" & 1/2" NAMUR interface
- Patented NAMUR conversion plate
- Highflow Qn: 3000 L/min
- Solenoid or pneumatic version
- High resistance aluminum
- ATEX Zone 22 certified products
- Fast switching application

EExPress Bus Manifold for ATEX



- EExPress™ is a stackable system that includes Gateway, Input sensor modules and 5/2 way solenoid valve modules
- EExPress™ uses the well known Profibus DP protocol
- IP65 - no cabinet needed
- Zone 1, 2, 21 and 22 protection
- It has been designed to approach a "plug and play" usage

Standard, ATEX and IECEx Coils



- Modular concept for dedicated valves
- D / B Terminal Standard
- Various AC / DC voltages
- Various IP65-IP67, 100% ED
- Meet latest international & national codes
- ATEX Zone 0, 1, 2, 20, 21, 22 - Protection ia, ib, dm, d, e, m, me, n

Solenoid Valves for Fluid Control Applications




Fluid Control products have been designed to offer customers the ultimate in performance. Every valve is engineered for optimal operation, is constructed with modern machinery that use stringent processes, and provides standard features not necessarily offered in any competitive line. The Fluid Control Series portfolio offers a broad range of 2/2, 3/2 and 5/2 solenoid valves. Sizes range from 1/8" to 3", with Kv as high as 3000 L/min. Pressure capabilities range up to 200 bar; the whole range is available with various seal materials, such as NBR, FKM, EPDM, PTFE, PCTFE, PUR and Ruby. Brass, Aluminum, stainless steel and plastic valves are available.

For more information see - www.parker.com/fcdc



Air Preparation & Airline Accessories

- High flow modular air-preparation series
- Space saving integral gauge (P31 size only)
- Manifold style regulators available
- OSHA compliant shut-off valves



Operating information	Flow characteristics							
	40mm body width 1/4" Ported		60mm body width 1/4", 3/8", & 1/2" Ported		73mm body width 1/2" & 3/4" Ported			
Working pressure :	Plastic bowl:	10 bar max	Flow	dm ³ /s	Flow	dm ³ /s	Flow	dm ³ /s
	Metal bowl:	17 bar max	Filter	12	Filter	39	Filter	48
Working temperature :			Coalescing Filter	3,6	Coalescing Filter	17	Coalescing Filter	20
	* Plastic bowl:	-10°C to +52°C	Regulator	32	Regulator	78	Regulator	100
	* Metal bowl:	-10°C to +65.5°C	Filter Regulator	10	Filter Regulator	64	Filter Regulator	98
			Lubricator	19	Lubricator	42	Lubricator	68
* Refer to Technical Catalogue for individual unit temperatures								

Popular Combinations - P31 Series

Filter + Regulator + Lubricator Combinations + Poly bowl
5 micron element, 8 bar Regulator + Gauge and Wall Mounting Brackets
Inlet pressure 10 bar, Secondary pressure 6.3 bar, 1 bar pressure drop.

Port size	Flow dm ³ /s	Flow (scfm)	Manual Drain	Weight	Pulse Drain	Weight
1/4"	13	27	P31CB12GEMNTLNW	0.46 kg	P31CB12GEBNTLNW	0.46 kg

Filter/Regulator + Lubricator Combinations + Poly bowl
5 micron element, 8 bar Regulator + Gauge and Wall Mounting Brackets
Inlet pressure 10 bar, Secondary pressure 6.3 bar, 1 bar pressure drop.

Port size	Flow dm ³ /s	Flow (scfm)	Manual Drain	Weight	Pulse Drain	Weight
1/4"	14	28	P31CA12GEMNTLNW	0.35 kg	P31CA12GEBNTLNW	0.35 kg

Ball Valve + Filter/Regulator + Lubricator Combinations + Poly bowl
5 micron element, 8 bar Regulator + Gauge and Wall Mounting Brackets
Inlet pressure 10 bar, Secondary pressure 6.3 bar, 1 bar pressure drop.

Port size	Flow dm ³ /s	Flow (scfm)	Manual Drain	Weight	Pulse Drain	Weight
1/4"	14	28	P31QA12GEMNTLNW	0.54 kg	P31QA12GEBNTLNW	0.54 kg

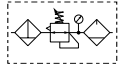
Ball Valve + Filter/Regulator Combinations + Poly bowl
5 micron element, 8 bar Regulator + Gauge and Wall Mounting Brackets
Inlet pressure 10 bar, Secondary pressure 6.3 bar, 1 bar pressure drop.

Port size	Flow dm ³ /s	Flow (scfm)	Manual Drain	Weight	Pulse Drain	Weight
1/4"	14	28	P31QN12GEMNTW	0.4 kg	P31QN12GEBNTW	0.4 kg

P 31					E		N		LN	W																															
<table border="1" style="width: 100%;"> <tr><th colspan="2">Combination</th></tr> <tr><td>Combination</td><td>C</td></tr> <tr><td>Shut off + Combi¹</td><td>Q</td></tr> </table>	Combination		Combination	C	Shut off + Combi ¹	Q	<table border="1" style="width: 100%;"> <tr><th colspan="2">Thread type</th></tr> <tr><td>BSPP</td><td>1</td></tr> <tr><td>NPT</td><td>9</td></tr> </table>	Thread type		BSPP	1	NPT	9	<table border="1" style="width: 100%;"> <tr><th colspan="2">Port size</th></tr> <tr><td>1/4</td><td>2</td></tr> </table>	Port size		1/4	2	<table border="1" style="width: 100%;"> <tr><th colspan="2">Drain type</th></tr> <tr><td>Manual drain</td><td>M</td></tr> <tr><td>Pulse drain</td><td>B</td></tr> </table>	Drain type		Manual drain	M	Pulse drain	B	<table border="1" style="width: 100%;"> <tr><th colspan="2">Adjustment range</th></tr> <tr><th colspan="2">With square gauge</th></tr> <tr><td>2 bar *</td><td>V</td></tr> <tr><td>4 bar</td><td>S</td></tr> <tr><td>8 bar **</td><td>T</td></tr> </table>	Adjustment range		With square gauge		2 bar *	V	4 bar	S	8 bar **	T	<div style="border: 1px solid black; padding: 5px; width: fit-content;"> Add only for options with Lubricator </div>				
Combination																																									
Combination	C																																								
Shut off + Combi ¹	Q																																								
Thread type																																									
BSPP	1																																								
NPT	9																																								
Port size																																									
1/4	2																																								
Drain type																																									
Manual drain	M																																								
Pulse drain	B																																								
Adjustment range																																									
With square gauge																																									
2 bar *	V																																								
4 bar	S																																								
8 bar **	T																																								
<table border="1" style="width: 100%;"> <tr><th colspan="2">Combination type</th></tr> <tr><td>F/R+L</td><td>A</td></tr> <tr><td>F+R+L</td><td>B</td></tr> <tr><td>F/R</td><td>N</td></tr> </table>	Combination type		F/R+L	A	F+R+L	B	F/R	N	<table border="1" style="width: 100%;"> <tr><th colspan="2">Bowl type</th></tr> <tr><td>Poly bowl with bowl guard</td><td>G</td></tr> <tr><td>Metal bowl without sight glass</td><td>M</td></tr> </table>	Bowl type		Poly bowl with bowl guard	G	Metal bowl without sight glass	M	<p>Note: All bowl types are the same for each component Example: If a "G" is specified for a F+L, both units would get a poly bowl with bowl guard.</p>																									
Combination type																																									
F/R+L	A																																								
F+R+L	B																																								
F/R	N																																								
Bowl type																																									
Poly bowl with bowl guard	G																																								
Metal bowl without sight glass	M																																								

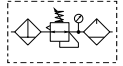
* Unit comes with 0-4 bar, gauge respectively
 ** Unit comes with 0-10 bar, gauge respectively
¹ Option not available with F+R+L

Popular Combinations - P32 Series



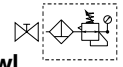
Filter + Regulator + Lubricator Combinations + Poly bowl
5 micron element, 8 bar Regulator + Gauge and Wall Mounting Brackets
Inlet pressure 10 bar, Secondary pressure 6.3 bar, 1 bar pressure drop.

Port size	Flow dm ³ /s	Flow (scfm)	Manual Drain	Weight	Auto Drain	Weight
1/4"	20	42	P32CB12GEMNGLNW	1.29 kg	P32CB12GEANGLNW	1.29 kg
3/8"	32	68	P32CB13GEMNGLNW	1.29 kg	P32CB13GEANGLNW	1.29 kg
1/2"	40	85	P32CB14GEMNGLNW	1.29 kg	P32CB14GEANGLNW	1.29 kg



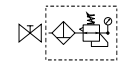
Filter/Regulator + Lubricator Combinations + Poly bowl
5 micron element, 8 bar Regulator + Gauge and Wall Mounting Brackets
Inlet pressure 10 bar, Secondary pressure 6.3 bar, 1 bar pressure drop.

Port size	Flow dm ³ /s	Flow (scfm)	Manual Drain	Weight	Auto Drain	Weight
1/4"	22	45	P32CA12GEMNGLNW	1.03 kg	P32CA12GEANGLNW	1.03 kg
3/8"	33	70	P32CA13GEMNGLNW	1.03 kg	P32CA13GEANGLNW	1.03 kg
1/2"	43	90	P32CA14GEMNGLNW	1.03 kg	P32CA14GEANGLNW	1.03 kg



Ball Valve + Filter/Regulator + Lubricator Combinations + Poly bowl
5 micron element, 8 bar Regulator + Gauge and Wall Mounting Brackets
Inlet pressure 10 bar, Secondary pressure 6.3 bar, 1 bar pressure drop.

Port size	Flow dm ³ /s	Flow (scfm)	Manual Drain	Weight	Auto Drain	Weight
1/4"	22	45	P32QA12GEMNGLNW	1.5 kg	P32QA12GEANGLNW	1.5 kg
3/8"	33	70	P32QA13GEMNGLNW	1.5 kg	P32QA13GEANGLNW	1.5 kg
1/2"	43	90	P32QA14GEMNGLNW	1.5 kg	P32QA14GEANGLNW	1.5 kg



Ball Valve + Filter/Regulator Combinations + Poly bowl
5 micron element, 8 bar Regulator + Gauge and Wall Mounting Brackets
Inlet pressure 10 bar, Secondary pressure 6.3 bar, 1 bar pressure drop.

Port size	Flow dm ³ /s	Flow (scfm)	Manual Drain	Weight	Auto Drain	Weight
1/4"	22	45	P32QN12GEMNGW	1.1 kg	P32QN12GEANGW	1.1 kg
3/8"	33	70	P32QN13GEMNGW	1.1 kg	P32QN13GEANGW	1.1 kg
1/2"	43	90	P32QN14GEMNGW	1.1 kg	P32QN14GEANGW	1.1 kg

P 3 2 **E** **N** **L N** **W**

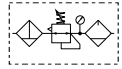
Combination	Thread type	Port size	Drain type	Adjustment range	Options with Lubricator
Combination C	BSPPT 1	1/4 2	Auto drain A	With round gauge	Add only for options with Lubricator
Shut off + Combination ¹ Q	NPT 9	3/8 3	Manual drain M	0-2 bar; 0-30 psi; 0.2 MPa Z	
		1/2 4		4 bar; 60 psi; 0.4 MPa M	
				8 bar; 125 psi; 0.8 MPa G	

¹ Option not available with F+R+L.

Combination type	Bowl type
F/R+L A	Poly bowl with bowl guard G
F+R+L B	Metal bowl with sight glass S
F/R N	

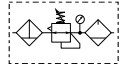
Note: All bowl types are the same for each component
Example: If a "G" is specified for a F+L, both units would get a poly bowl with bowl guard.

Popular Combinations - P33 Series



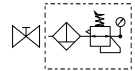
Filter + Regulator + Lubricator Combinations + Poly bowl
5 micron element, 8 bar Regulator + Gauge and Wall Mounting Brackets
Inlet pressure 10 bar, Secondary pressure 6.3 bar, 1 bar pressure drop.

Port size	Flow dm ³ /s (scfm)	Manual Drain	Weight	Auto Drain	Weight
1/2"	43 90	P33CB14GEMNGLNW	1.84 kg (4.06 lbs)	P33CB14GEANGLNW	1.84 kg (4.06 lbs)
3/4"	52 110	P33CB16GEMNGLNW	1.84 kg (4.06 lbs)	P33CB16GEANGLNW	1.84 kg (4.06 lbs)



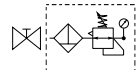
Filter/Regulator + Lubricator Combinations + Poly bowl
5 micron element, 8 bar Regulator + Gauge and Wall Mounting Brackets
Inlet pressure 10 bar, Secondary pressure 6.3 bar, 1 bar pressure drop.

Port size	Flow dm ³ /s (scfm)	Manual Drain	Weight	Auto Drain	Weight
1/2"	52 110	P33CA14GEMNGLNW	1.51 kg (3.33 lbs)	P33CA14GEANGLNW	1.51 kg (3.33 lbs)
3/4"	71 150	P33CA16GEMNGLNW	1.51 kg (3.33 lbs)	P33CA16GEANGLNW	1.51 kg (3.33 lbs)



Ball Valve + Filter/Regulator + Lubricator Combinations + Poly bowl
5 micron element, 8 bar Regulator + Gauge and Wall Mounting Brackets
Inlet pressure 10 bar, Secondary pressure 6.3 bar, 1 bar pressure drop.

Port size	Flow dm ³ /s (scfm)	Manual Drain	Weight	Auto Drain	Weight
1/2"	52 110	P33QA14GEMNGLNW	2.35 kg (5.2 lbs)	P33QA14GEANGLNW	2.35 kg (5.2 lbs)
3/4"	71 150	P33QA16GEMNGLNW	2.35 kg (5.2 lbs)	P33QA16GEANGLNW	2.35 kg (5.2 lbs)



Ball Valve + Filter/Regulator Combinations + Poly bowl
5 micron element, 8 bar Regulator + Gauge and Wall Mounting Brackets
Inlet pressure 10 bar, Secondary pressure 6.3 bar, 1 bar pressure drop.

Port size	Flow dm ³ /s (scfm)	Manual Drain	Weight	Auto Drain	Weight
1/2"	52 110	P33QN14GEMNGW	1.7 kg (3.75 lbs)	P33QN14GEANGW	1.7 kg (3.75 lbs)
3/4"	71 150	P33QN16GEMNGW	1.7 kg (3.75 lbs)	P33QN16GEANGW	1.7 kg (3.75 lbs)

P 3 3						E		N		LN	W
--------------	--	--	--	--	--	----------	--	----------	--	-----------	----------


Combination		Thread type	Port size	Drain type	Adjustment range	Add only for options with Lubricator
Combination	C	BSPP 1	1/2 4	Auto drain A	With round gauge	
Shut off + Combination ¹	Q	NPT 9	3/4 6	Manual drain M	0-2 bar; 0-30 psi; 0.2 MPa Z	
					4 bar; 60 psi; 0.4 MPa M	
					8 bar; 125 psi; 0.8 MPa G	

Combination type	Bowl type
F/R+L A	Poly bowl with bowl guard G
F+R+L B	Metal bowl with sight glass S
F/R N	

¹ Option not available with F+R+L

Note: All bowl types are the same for each component

Example: If a "G" is specified for a F+L, both units would get a poly bowl with bowl guard.



Filters - 5 µm

Port	Description	Order code
1/4"	Poly bowl - Manual drain	P31FB12EGMN
1/4"	Poly bowl - Pulse drain	P31FB12EGBN
1/4"	Metal bowl - Manual drain	P31FB12EMMN
1/4"	Metal bowl - Pulse drain	P31FB12EMBN
1/4	Poly bowl - Manual drain	P32FB12EGMN
1/4	Poly bowl - Auto drain	P32FB12EGAN
1/4	Metal bowl sight glass - Manual drain	P32FB12ESMN
1/4	Metal bowl sight glass - Auto drain	P32FB12ESAN
3/8	Poly bowl - Manual drain	P32FB13EGMN
3/8	Poly bowl - Auto drain	P32FB13EGAN
3/8	Metal bowl sight glass - Manual drain	P32FB13ESMN
3/8	Metal bowl sight glass - Auto drain	P32FB13ESAN
1/2	Poly bowl - Manual drain	P32FB14EGMN
1/2	Poly bowl - Auto drain	P32FB14EGAN
1/2	Metal bowl sight glass - Manual drain	P32FB14ESMN
1/2	Metal bowl sight glass - Auto drain	P32FB14ESAN
1/2"	Poly bowl - Manual drain	P33FA14EGMN
1/2"	Poly bowl - Auto drain	P33FA14EGAN
1/2"	Metal bowl sight glass - Manual drain	P33FA14ESMN
1/2"	Metal bowl sight glass - Auto drain	P33FA14ESAN
3/4"	Poly bowl - Manual drain	P33FA16EGMN
3/4"	Poly bowl - Auto drain	P33FA16EGAN
3/4"	Metal bowl sight glass - Manual drain	P33FA16ESMN
3/4"	Metal bowl sight glass - Auto drain	P33FA16ESAN



Regulators

Port	Description	Order code
1/4"	8 bar relieving	P31RB12BNNP
1/4"	8 bar relieving + gauge	P31RB12BNTP
1/4"	8 bar (125 psi) Relieving	P32RB12BNNP
1/4"	8 bar (125 psi) Relieving + Gauge	P32RB12BNGP
3/8"	8 bar (125 psi) Relieving	P32RB13BNNP
3/8"	8 bar (125 psi) Relieving + Gauge	P32RB13BNGP
1/2"	8 bar (125 psi) Relieving	P32RB14BNNP
1/2"	8 bar (125 psi) Relieving + Gauge	P32RB14BNGP
1/2"	8 bar (125 psi) Relieving	P33RA14BNNP
1/2"	8 bar (125 psi) Relieving + Gauge	P33RA14BNGP
3/4"	8 bar (125 psi) Relieving	P33RA16BNNP
3/4"	8 bar (125 psi) Relieving + Gauge	P33RA16BNGP

Coalescing Filters + Absorbers - 0,01 µm

Port	Description	Order code
1/4"	Poly bowl - 0.01 µ - Manual drain	P31FB12DGMN
1/4"	Poly bowl - 0.01 µ - Pulse drain	P31FB12DGBN
1/4"	Metal bowl - 0.01 µ - Manual drain	P31FB12DMMN
1/4"	Metal bowl - 0.01 µ - Pulse drain	P31FB12DMBN
1/4"	Poly bowl - Adsorber	P31FB12AGMN
1/4"	Metal bowl - Adsorber	P31FB12AMMN
1/4"	Poly bowl - 0.01 µ, Manual drain	P32FB12DGMN
1/4"	Poly bowl - 0.01 µ, Auto drain	P32FB12DGAN
1/4"	Metal bowl sight glass - 0.01 µ, Man. drain	P32FB12DSMN
1/4"	Metal bowl sight glass - 0.01 µ, Auto drain	P32FB12DSAN
3/8"	Poly bowl - 0.01 µ, Manual drain	P32FB13DGMN
3/8"	Poly bowl - 0.01 µ, Auto drain	P32FB13DGAN
3/8"	Metal bowl sight glass - 0.01 µ, Man. drain	P32FB13DSMN
3/8"	Metal bowl sight glass - 0.01 µ, Auto drain	P32FB13DSAN
1/2"	Poly bowl - 0.01 µ, Manual drain	P32FB14DGMN
1/2"	Poly bowl - 0.01 µ, Auto drain	P32FB14DGAN
1/2"	Metal bowl sight glass - 0.01 µ, Man. drain	P32FB14DSMN
1/2"	Metal bowl sight glass - 0.01 µ, Auto drain	P32FB14DSAN
1/4"	Poly bowl - Adsorber	P32FB12AGMN
1/4"	Metal bowl sight glass - Adsorber	P32FB12ASMN
3/8"	Poly bowl - Adsorber	P32FB13AGMN
3/8"	Metal bowl sight glass - Adsorber	P32FB13ASMN
1/2"	Poly bowl - Adsorber	P32FB14AGMN
1/2"	Metal bowl sight glass - Adsorber	P32FB14ASMN
1/2"	Poly bowl - 0.01 µ, Manual drain	P33FA14DGMN
1/2"	Poly bowl - 0.01 µ, Auto drain	P33FA14DGAN
1/2"	Metal bowl sight glass - 0.01 µ, Man. drain	P33FA14DSMN
1/2"	Metal bowl sight glass - 0.01 µ, Auto drain	P33FA14DSAN
3/4"	Poly bowl - 0.01 µ, Manual drain	P33FA16DGMN
3/4"	Poly bowl - 0.01 µ, Auto drain	P33FA16DGAN
3/4"	Metal bowl sight glass - 0.01 µ, Man. drain	P33FA16DSMN
3/4"	Metal bowl sight glass - 0.01 µ, Auto drain	P33FA16DSAN
1/2"	Poly bowl - Adsorber	P33FA14AGMN
1/2"	Metal bowl sight glass - Adsorber	P33FA14ASMN
3/4"	Poly bowl - Adsorber	P33FA16AGMN
3/4"	Metal bowl sight glass - Adsorber	P33FA16ASMN



Filter Regulators - (P31) pressures 2 & 4 bar (P32/P33) pressures 2,4 & 17 bar available.

Port	Description	Order code
1/4"	8 bar (125 psi) Relieving - Poly bowl - Manual drain	P31EB12EGMBNTP
1/4"	8 bar (125 psi) Relieving - Poly bowl - Pulse drain	P31EB12EGBBNTP
1/4"	8 bar (125 psi) Relieving - Metal bowl - Manual drain	P31EB12EMMBNTP
1/4"	8 bar (125 psi) Relieving - Metal bowl - Pulse drain	P31EB12EMBBNTP
1/4"	8 bar (125 psi) Relieving - Poly bowl - Manual drain	P32EB12EGMBNGP
1/4"	8 bar (125 psi) Relieving - Poly bowl - Auto drain	P32EB12EGABNGP
1/4"	8 bar (125 psi) Relieving - Metal bowl sight glass - Manual drain	P32EB12ESMBNGP
1/4"	8 bar (125 psi) Relieving - Metal bowl sight glass - Auto drain	P32EB12ESABNGP
3/8"	8 bar (125 psi) Relieving - Poly bowl - Manual drain	P32EB13EGMBNGP
3/8"	8 bar (125 psi) Relieving - Poly bowl - Auto drain	P32EB13EGABNGP
3/8"	8 bar (125 psi) Relieving - Metal bowl sight glass - Manual drain	P32EB13ESMBNGP
3/8"	8 bar (125 psi) Relieving - Metal bowl sight glass - Auto drain	P32EB13ESABNGP
1/2"	8 bar (125 psi) Relieving - Poly bowl - Manual drain	P32EB14EGMBNGP
1/2"	8 bar (125 psi) Relieving - Poly bowl - Auto drain	P32EB14EGABNGP
1/2"	8 bar (125 psi) Relieving - Metal bowl sight glass - Manual drain	P32EB14ESMBNGP
1/2"	8 bar (125 psi) Relieving - Metal bowl sight glass - Auto drain	P32EB14ESABNGP
1/2"	8 bar (125 psi) Relieving - Poly bowl - Manual drain	P33EA14EGMBNGP
1/2"	8 bar (125 psi) Relieving - Poly bowl - Auto drain	P33EA14EGABNGP
1/2"	8 bar (125 psi) Relieving - Metal bowl sight glass - Manual drain	P33EA14ESMBNGP
1/2"	8 bar (125 psi) Relieving - Metal bowl sight glass - Auto drain	P33EA14ESABNGP
3/4"	8 bar (125 psi) Relieving - Poly bowl - Manual drain	P33EA16EGMBNGP
3/4"	8 bar (125 psi) Relieving - Poly bowl - Auto drain	P33EA16EGABNGP
3/4"	8 bar (125 psi) Relieving - Metal bowl sight glass - Manual drain	P33EA16ESMBNGP
3/4"	8 bar (125 psi) Relieving - Metal bowl sight glass - Auto drain	P33EA16ESABNGP



Lubricators

Port	Description	Order code
1/4"	Poly bowl - No drain	P31LB12LGNN
1/4"	Metal bowl - No drain	P31LB12LMNN
1/4"	Poly bowl - No drain	P32LB12LGNN
1/4"	Metal bowl - No drain	P32LB12LSNN
3/8"	Poly bowl - No drain	P32LB13LGNN
3/8"	Metal bowl - No drain	P32LB13LSNN
1/2"	Poly bowl - No drain	P32LB14LGNN
1/2"	Metal bowl - No drain	P32LB14LSNN
1/2"	Poly bowl - No drain	P33LA14LGNN
1/2"	Metal bowl - No drain	P33LA14LSNN
3/4"	Poly bowl - No drain	P33LA16LGNN
3/4"	Metal bowl - No drain	P33LA16LSNN

Gauges

Port	Description	Order code
P31	Square Flush	0-4 bar K4511SCR04B
	Mounting Gauge Kit	0-10 bar K4511SCR11B
P31	40mm Round Gauge	0-30 psi / 0-2 bar 1/8" P3D-KAB1AYN
		0-60 psi / 0-4.1 bar 1/8" P3D-KAB1ALN
P31	40mm Round Gauge	0-160 psi / 0-10 bar 1/8" P3D-KAB1ANN
P32 /	50mm Round Gauge	0-60 psi / 0-4.1 bar 1/4" P6G-ERB2040
P33		0-160 psi / 0-10 bar 1/4" P6G-ERB2110
		0-300 psi / 0-20 bar 1/4" P6G-ERB2200



Combined Soft Start Dump Valve and Remote Operated Dump Valve

Port	Description	Order code
1/4	Solenoid operated (not included)	P31TA12SGN0000
1/4	24VDC Solenoid & cable plug	P31TA12SGNC2CN
1/4	Air pilot operated	P31TA12PPN
1/2	Solenoid operated (not included)	P32TA14SCN0000
1/2	24VDC 30mm coil & cable plug incl.	P32TA14SCNA2CN
1/2	Air pilot operated	P32TA14PPN

Soft Start Valve

Port	Description	Order code
1/4	Solenoid operated (not included)	P31SA12SGN0000
1/4	24VDC Solenoid & cable plug	P31SA12SGNC2CN
1/4	External air pilot (1/8 threaded)	P31SA12PPN
1/2	Solenoid operated (not included)	P32SA14SCN0000
1/2	24VDC 30mm coil & cable plug	P32SA14SCNA2CN
1/2	Internal air pilot operated	P32SA14Y0N
1/2	External air pilot (1/8 threaded)	P32SA14PPN

Manifold Blocks

Model Type	In / Out Port Size	Auxiliary Port Size Top	Auxiliary Port Size Bottom	Thread Type	Order Code
P31	1/4"	1/4"	1/4"	BSPP	P31MA12022N
P32	1/2"	1/4"	1/2"	BSPP	P32MA14024N
P33	3/4"	1/4"	1/2"	BSPP	P33MA16024N

For thread type: BSPP 1
NPT 9

C-Bracket

(Fits to filter and lubricator body)

P31
P31KA00MW

L-Bracket

(Fits to filter and lubricator body)

P32	P33
P32KA00ML	P33KA00ML

Body Connector

'O' ring kit - Pack of 5

P31	P32
P31KA00CY	P32KA00CY

T-Bracket

(Fits to body connector or port block)

P32	P33
P32KA00MB	P32KA00MB

Angle Bracket

(Fits to regulator and filter/regulator)

P31	P32	P33
P31KB00MR	P32KB00MR	P32KA00MR

Body Connector

P31	P32	P33
P31KA00CB	P32KA00CB	P32KA00CB

Remote Operated Dump Valve

Port	Description	Order code
1/4	Solenoid operated (not included)	P31DA12SGN0000
1/4	24VDC Solenoid & cable plug	P31DA12SGNC2CN
1/4	Air pilot operated	P31DA12PPN
1/2	Solenoid operated (not included)	P32DA14SCN0000
1/2	24VDC 30mm coil & cable plug incl.	P32DA14SCNA2CN
1/2	Air pilot operated	P32DA14PPN

Modular Ball Valve

Model type	Port size	Thread type	Flow dm ³ /s (scfm)	Modular Ball Valve Flow from left to right
P31	1/4"	BSPP	20 (42.4)	P31VB12LBNN
P32	3/8"	BSPP	90 (190.7)	P32VB13LBNN
		BSPP	122 (258.5)	P32VB14LBNN
P33	1/2"	BSPP	265 (561.5)	P33VB14LBNN
		BSPP	320 (678)	P33VB16LBNN

For thread type: BSPP 1
NPT 9

Branch Manifold

P32	1/2"	1/4"	1/4"	BSPP	P32MD14022N
P32	1/4"	1/4"	1/4"	BSPP	P32MD12022N

T-Bracket w / Body Connector

P31	P32	P33
P31KA00MT	P32KA00MT	P32KA00MT

Panel mounting nut

(Aluminium)

P31	P32	P33
P31KA00MM	P32KA00MM	P33KA00MM

- Compact body ported units
- Port size G¹/₄
- Unique deflector plate ensuring maximum water and particulate removal
- Solid control piston with lip seal for extended life.
- Proportional oil delivery over a wide range of air flows.



Filter/Regulator + Lubricator Combination



Port size	Description	Order Code
G1/4	Manual push drain	P3LCA12PEPNGLNW
G1/4	Semi auto drain	P3LCA12PESNGLNW

Filters



Port size	Description	Order Code
G1/4	Poly bowl - Manual drain - 5µ	P3LFA12EPPN
G1/4	Poly bowl - Pulse drain - 5µ	P3LFA12EPSN

Individual mounting bracket - P3LFA / P3LLA **P3LKA00MW**

Coalescing Filters - 0.01µ element



Port size	Description	Order Code
G1/4	Poly bowl - Manual drain - 0.01µ	P3LFA12CPPN

Individual mounting bracket - P3LFA / P3LLA **P3LKA00MW**

Adsorber Filters



Port size	Description	Order Code
G1/4	Poly bowl - Adsorber	P3LFA12APPN

Regulators - 2 & 4 bar - relieving type & non relieving type



Port size	Description	Order Code
G1/4	8 bar relieving	P3LRA12BNPN
G1/4	8 bar relieving + gauge	P3LRA12BNGP

Regulators (Brass)

2, 4 & 16 bar-relieving type & non relieving type



Port size	Description	Order Code
G1/4	8 bar relieving	P3LRX12BNPN
G1/4	8 bar relieving + gauge	P3LRX12BNGP

Lubricators



Port size	Description	Order Code
G1/4	Poly bowl - No drain	P3LLA12LPNN
	Lubricator OIL VG32-1 Litre	P3YKA00PPBB

Operating information

Working pressure: Max 10 bar
Working temperature: -10 °C to +52 °C

Flow dm ³ /s	
Filter	30.5
Coalescing Filter	5.9
Adsorber Filter	5.9
Regulator	12.9
Filter Regulator	9.2
Lubricator	23.3

Filter/Regulators - 2 & 4 bar pressure, 40µ available



Port size	Description	Order Code
G1/4	8 bar relieving - Poly bowl Manual drain - 5µ	P3LEA12EPPBNNP
G1/4	8 bar relieving - Poly bowl Semi auto-drain - 5µ	P3LEA12EPSBNNP
G1/4	8 bar relieving - Poly bowl Manual drain + Gauge - 5µ	P3LEA12EPPBNGP
G1/4	8 bar relieving - Poly bowl Semi auto-drain + Gauge - 5µ	P3LEA12EPSBNGP

Pressure Gauges

40mm (1 1/2") Round 1/8" center back mount



	Order Code
0-30 PSIG / 0-2 bar (2)	KZ8810-00
0-58 PSIG / 0-4 bar (4)	KZ8811-00
0-160 PSIG / 0-10 bar (10)	KZ8813-00

Accessories


Description	Order code
Connector kit (E/R + L/F)	P3LKA00CB1
Connector kit (E/R + M + L)	P3LKA00CB2
Connector kit (E/R + F + F)	P3LKA00CB3
Connector kit (F + L/F)	P3LKA00CB4
Manifold block	P3LMA12020C
Neck mounting bracket	P3LKA00MR
Mounting bracket (F/L)	P3LKA00MW
Panel mount nut - Aluminium	P3LKA00MM
Panel mount nut - Plastic	P3LKA00MP
Angle Bracket (uses panel mount threads)	P3LKA00MR



Nano Mist

Simple. Convincing in the Details

*There are innovations that bring selective improvements.
And then there are real innovations.
Innovations that set **new** standards.
Like the **new Parker Moduflex Lite** series.*



New Nano Mist Technology, New Lubricator Concept. Self-Adjusting.

With conventional lubricators, only the oil volume per time unit can be adjusted. If the demand changes, the quantity dispensed still remains constant.

The Moduflex Lite lubricator concept sets new benchmarks here. For the first time, the oil volume is automatically adjusted to the flow rate.

This ensures that there is neither too little nor too much oil in the system, which leads to clear economic and ecological advantages. In addition, with conventional systems, the distance between the lubricator and the equipment has to be less than 8 meters. With larger distances, the dispensed oil is deposited as a wall flow.

The new lubricator principle of the Moduflex Lite allows for distances of up to 40 meters. This opens up new scope for the design of even more efficient production systems.



- Integral 1/2 or 3/4 ports
- High efficiency 5 micron element as standard
- Excellent water removal efficiency
- Secondary pressure ranges 4, 8 and 16 bar
- Rolling diaphragm for extended life
- Secondary aspiration plus balanced poppet provides quick response and accurate pressure regulation.
- Low temperature -40°C with Regulators/Filters and Filter Regulators using combined manual/semi auto drain as standard without pressure gauge.

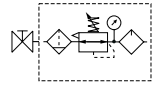


Operating information		Flow characteristics		
Working pressure:	Max 16 bar	Flow dm³/s	1/2	3/4
Working temperature:	-40 °C to +60 °C	Filter	55	57
		Coalescing Filter	24	24
		Adsorber Filter	18	18
		Regulator	122	134
		Filter Regulator	111	113
		Lubricator	78	78

Popular Combinations - P31 Series



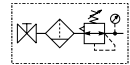
Slide Valve + Filter/Regulator + Lubricator Combinations (50mg/m³)
5 micron element, 8 bar Regulator + Gauge and Wall Mounting Brackets



Port size	Combined Manual/Semi-Auto Drain	Flow dm ³ /s	Weight (g)	Auto Drain	Flow dm ³ /s	Weight (g)
G ¹ / ₂	P3XAA14GECNGPNW	76	1300	P3XAA14GEANGPNW	76	1300
G ³ / ₄	P3XAA16GECNGPNW	77	1300	P3XAA16GEANGPNW	77	1300



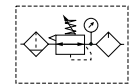
Slide Valve + Filter/Regulator Combinations
5 micron element, 8 bar Regulator + Gauge and Wall Mounting Brackets



Port size	Combined Manual/Semi-Auto Drain	Flow dm ³ /s	Weight (g)	Auto Drain	Flow dm ³ /s	Weight (g)
G ¹ / ₂	P3XAN14GECNGW	105	950	P3XAN14GEANGW	105	950
G ³ / ₄	P3XAN16GECNGW	106	950	P3XAN16GEANGW	106	950



Filter/Regulator + Lubricator Combinations (50mg/m³)
5 micron element, 8 bar Regulator + Gauge and Wall Mounting Brackets



Port size	Combined Manual/Semi-Auto Drain	Flow dm ³ /s	Weight (g)	Auto Drain	Flow dm ³ /s	Weight (g)
G ¹ / ₂	P3XCA14GECNGPNW	76	1000	P3XCA14GEANGPNW	76	1000
G ³ / ₄	P3XCA16GECNGPNW	77	1000	P3XCA16GEANGPNW	77	1000

Options:

P 3 X				G E				W
Filter/Reg + Lubricator	CA	BSPP (G) 1	NPT * 9	Combined Manual/Semi Auto Drain C	Auto Drain A	0 - 8 bar with gauge G	0 - 16 bar with gauge J	
Slide valve + Filter/Reg	AN							
Slide valve + Filter/Reg + Lubricator	AA							
		1/2 4		Non rise - Standard N		(50mg/m ³) PN	Add only for options with lubricator	
		3/4 6		Tamperproof - Lockable A		(5mg/m ³) SN		

* NPT ports on request
 1/2" size only



Filters - 5 micron element

Port size	Description	Order Code
G1/2	Manual drain/Semi auto	P3XFA14EGCN
G1/2	Auto drain	P3XFA14EGAN
G3/4	Manual drain / Semi auto	P3XFA16EGCN
G3/4	Auto drain	P3XFA16EGAN
	Mounting bracket	P3XKA00MW



Coalescing Filters - 0.01 micron element

Port size	Description	Order Code
G1/2	Coalescing 0.01µm, manual/semi auto drain	P3XFA14DGCN
G1/2	Coalescing Filter 0.01µm, auto drain	P3XFA14DGAN
G3/4	Coalescing 0.01µm, manual/semi auto drain	P3XFA16DGCN
G3/4	Coalescing Filter 0.01µm, auto drain	P3XFA16DGAN



Regulators

- 4 & 8 bar - non relieving options available

Port size	Description	Order Code
G1/2	8 bar relieving	P3XRA14BNNN
G1/2	8 bar relieving + gauge	P3XRA14BNGN
G3/4	8 bar relieving	P3XRA16BNNN
G3/4	8 bar relieving + gauge	P3XRA16BNGN
G1/2	8 bar relieving, tamperproof	P3XRA14BANN
G1/2	8 bar relieving, tamperproof + gauge	P3XRA14BAGN
G3/4	8 bar relieving, tamperproof	P3XRA16BANN
G3/4	8 bar relieving, tamperproof + gauge	P3XRA16BAGN



Adsorber Filters

Port size	Description	Order Code
G1/2	Adsorber, manual/semi auto drain	P3XFA14AGCN
G3/4	Adsorber, manual/semi auto drain	P3XFA16AGCN



Filter/Regulators

4 and 16 bar, non relieving options available

Port size	Description	Order Code
G1/2	8 bar, relieving manual/semi auto drain	P3XEA14EGCBNNN
G1/2	8 bar, relieving auto drain	P3XEA14EGABNNN
G1/2	8 bar, relieving manual/semi auto + gauge	P3XEA14EGCBNGN
G1/2	8 bar, relieving auto drain + gauge	P3XEA14EGABNGN
G3/4	8 bar, relieving manual/semi auto drain	P3XEA16EGCBNNN
G3/4	8 bar, relieving auto drain	P3XEA16EGABNNN
G3/4	8 bar, relieving manual/semi auto + gauge	P3XEA16EGCBNGN
G3/4	8 bar, relieving auto drain + gauge	P3XEA16EGABNGN

Lubricators

Port size	Description	Order Code
G1/2	Oil mist, fill under pressure (50mg/m ³)	P3XLA14PGNN
G3/4	Oil mist, fill under pressure (50mg/m ³)	P3XLA16PGNN
G1/2	Oil mist, fill under pressure (5mg/m ³)	P3XLA14SGNN
G3/4	Oil mist, fill under pressure (5mg/m ³)	P3XLA16SGNN
	Lubricator OIL VG15:ISO3448 - 100ml	P3XKA00PPA
	Lubricator OIL VG32-1 Litre	P3YKA00PPBB

Modular Manifold



Port size	Order Code
G1/2	P3XMA1V0N
G3/4	P3XMA160N

Modular Slide Valve



Port size	Description	Order Code
G1/2	BSPP (G)	P3XVA14LSN
G3/4	BSPP (G)	P3XVA16LSN
G1/2	NPT*	P3XVA94LSN

* NPT ports on request (1/2" size only)

P3X Connecting Kit

Order Code
P3XKA00CB

Pressure Gauges



Order Code
0 - 10 bar KG8012-00
0 - 16 bar KG8013-00

Accessories

Description	Order code
Connector kit	P3XKA00CB
Connector O'ring kit (5)	P3XKA04CY
Tamper-proof knob kit (keylock)	P3XKA00AS
Wall bracket kit	P3XKA00MW
Panel mount nut	P3XKA00MM

- Integral 3/4 or 1" ports (BSPP or NPT)
- High efficiency element as standard
- Excellent water removal efficiency
- Robust but lightweight aluminium construction
- Secondary pressure ranges 12 and 16 bar
- Rolling diaphragm for extended life
- Secondary aspiration plus balanced poppet provides quick response and accurate pressure regulation.
- Low temperature -40°C with Regulators/Filters and Filter Regulators using combined manual/semi auto drain as standard without pressure gauge.

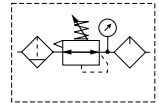


Operating information		Flow characteristics		
Working pressure:	Max 17.5 bar	Flow dm³/s	3/4	1"
Working temperature:	-10 °C to +60 °C	Filter	116	119
		Dust Filter	137	145
		Coalescing Filter	49	59
		Adsorber Filter	47	50
		Regulator	155	321
		Filter Regulator	190	237
		Lubricator	162	184

Popular Combinations



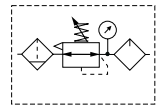
Filter + Regulator + Lubricator Combinations
40 micron element, 12 bar Regulator + Gauge and Wall Mounting Bracket



Port size	Combined Manual/Semi-Auto Drain	Flow dm ³ /s	Weight (kg)	Auto Drain	Flow dm ³ /s	Weight (kg)
G ³ / ₄	P3YCB16SGCNFLNF	91	3.3	P3YCB16SGANFLNF	91	3.3
G1	P3YCB18SGCNFLNF	174	3.3	P3YCB18SGANFLNF	174	3.3



Filter/Regulator + Lubricator Combinations
40 micron element, 12 bar Regulator + Gauge and Wall Mounting Bracket



Port size	Combined Manual/Semi-Auto Drain	Flow dm ³ /s	Weight (kg)	Auto Drain	Flow dm ³ /s	Weight (kg)
G ³ / ₄	P3YCA16SGCNFLNF	101	2.8	P3YCA16SGANFLNF	101	2.8
G1	P3YCA18SGCNFLNF	168	2.8	P3YCA18SGANFLNF	168	2.8

* Flow measured with 10 bar inlet pressure, 6.3 bar set pressure, 1 bar pressure drop.

Options:

P 3 Y	C				S G		N		L N F
Filter/Regulator + Lub	A	BSPP (G)	1	3/4	Combined Manual/Semi Auto Drain	C	0 - 12 bar with gauge	F	
Filter + Regulator + Lub	B	NPT	9	1	Auto Drain	A	0 - 16 bar with gauge	J	



Filters - 40 micron element

Port size	Description	Order Code
G3/4	Manual drain/Semi auto	P3YFA16GSCN
G3/4	Auto drain	P3YFA16GSAN
G1"	Manual drain / Semi auto	P3YFA18GSCN
G1"	Auto drain	P3YFA18GSAN
	Mounting bracket	P3YKA00CW



Coalescing Filters - 0.01 micron element

Port size	Description	Order Code
G3/4	Coalescing 0.01µm, manual/semi auto drain	P3YFA16DSCN
G3/4	Coalescing Filter 0.01µm, auto drain	P3YFA16DSAN
G1"	Coalescing 0.01µm, manual/semi auto drain	P3YFA18DSCN
G1"	Coalescing Filter 0.01µm, auto drain	P3YFA18DSAN



Dust Filters - 1 micron element

Port size	Description	Order Code
G3/4	Manual drain/Semi auto	P3YFA162SCN
G3/4	Auto drain	P3YFA162SAN
G1"	Manual drain / Semi auto	P3YFA182SCN
G1"	Auto drain	P3YFA182SAN



Adsorber Filters

Port size	Description	Order Code
G3/4	Adsorber 0.01µm, manual drain	P3YFA16ASCN
G1"	Adsorber 0.01µm, manual drain	P3YFA18ASCN



Regulators - relieving type - non relieving options available

Port size	Description	Order Code
G3/4	12 bar relieving	P3YRA16BNEN
G3/4	12 bar relieving + gauge	P3YRA16BNFN
G1"	12 bar relieving	P3YRA18BNEN
G1"	12 bar relieving + gauge	P3YRA18BNFN
G3/4	12 bar relieving, lockable	P3YRA16BAEN
G3/4	12 bar relieving, lockable + gauge	P3YRA16BAFN
G1"	12 bar relieving, lockable	P3YRA18BAEN
G1"	12 bar relieving, lockable + gauge	P3YRA18BAFN

Lubricators

Port size	Description	Order Code
G3/4	Oil mist, fill under pressure	P3YLA16LSNN
G1"	Oil mist, fill under pressure	P3YLA18LSNN



Filter/Regulators - relieving type - non relieving options available

Port size	Description	Order Code
G3/4	12 bar, relieving manual/semi auto drain	P3YEA16GSCBNEN
G3/4	12 bar, relieving auto drain	P3YEA16GSABNEN
G3/4	12 bar, relieving manual/semi auto + gauge	P3YEA16GSCBNFN
G3/4	12 bar, relieving auto drain + gauge	P3YEA16GSABNFN
G1"	12 bar, relieving manual/semi auto drain	P3YEA18GSCBNEN
G1"	12 bar, relieving auto drain	P3YEA18GSABNEN
G1"	12 bar, relieving manual/semi auto + gauge	P3YEA18GSCBNFN
G1"	12 bar, relieving auto drain + gauge	P3YEA18GSABNFN

Pressure Gauges



	Order Code
0 - 10 bar	KG8012-00
0 - 16 bar	KG8013-00



Proportional Pressure Regulator

Port size	Description	Order Code
G3/4	Normally closed	P3YPA16BD2VA2A
G1"	Normally closed	P3YPA18BD2VA2A



Pilot Operated Regulator

Port size	Description	Order Code
G3/4	Pilot operated regulator	P3YRA16BPPN
G1"	Pilot operated regulator	P3YRA18BPPN



Combined Soft Start Dump Valve and Remote Operated Dump Valve

Port size	Description	Order Code
G3/4	Solenoid operated (not included)	P3YTA16SCN0000
G3/4	24VDC 22mm coil	P3YTA16SCNB2CN
G3/4	Air pilot operated	P3YTA16PPN
G1"	Solenoid operated (not included)	P3YTA18SCN0000
G1"	24VDC 22mm coil	P3YTA18SCNB2CN
G1"	Air pilot operated	P3YTA18PPN



Modular Ball Valve

Port size	Description	Order Code
G3/4	Modular Ball Valve	P3YVA16LBN
G1"	Modular Ball Valve	P3YVA18LBN



Modular Manifold

Port size	Description	Width	Order Code
G3/4	Modular Manifold	(80 mm)	P3YMA1V0N
G1"	Modular Manifold	(80 mm)	P3YMA9V0N
G3/4	Modular Manifold	(35 mm)	P3YMA16024N



Soft Start Valve

Port size	Description	Order Code
G3/4	Soft start valve	P3YSA16Y0N
G1"	Soft start valve	P3YSA18Y0N

Neck mounting bracket kit

Description	Order Code
Neck mounting bracket kit	P3YKA00MS



Optional Port Block Kits

Port size	Description	Order Code
G1 ¹ / ₄ "	Port block kit - BSPP	P3YKA1ACP
G1 ¹ / ₂ "	Port block kit - BSPP	P3YKA1BCP



Wall mounting brackets

Description	Order Code
Wall mounting brackets	P3YKA00CW



Connector kit

Description	Order Code
Connector kit	P3YKA00CB



The all metal P3Z Series FRLs are ideal for most medium sized ring main installations.



- Self relieving feature plus balanced poppet provides quick response and accurate pressure regulation.
- Threaded port flange available to G1-1/2" and G2"
- Proportional oil delivery over a wide range of air flows.

Operating information	
Working pressure:	0 - 17.5 bar
Working temperature:	0 °C to +60 °C
Flow characteristics	
Flow	Filter >666,6 dm ³ /s
	Regulator >666,6 dm ³ /s
	Lubricator >666,6 dm ³ /s

Filters



Port size	Description	Order Code
-	40µ auto drain without flange SAE	P3ZFA00HMAN
G1.1/2"	40µ auto drain flange fitted to SAE	P3ZFA1BHMAN
G2"	40µ auto drain flange fitted to SAE	P3ZFA1CHMAN

Coalescing Filters



Port size	Description	Order Code
-	0.01 micron, auto drain	P3ZFA00DMAN
G1.1/2"	0.01 micron, auto drain, flange fitted to SAE	P3ZFA1BDMAN
G2"	0.01 micron, auto drain, flange fitted to SAE	P3ZFA1CDMAN

Dust Filters



Port size	Description	Order Code
-	1µ auto drain (pressure relief) without flange SAE	P3ZFA00MMAN
G1.1/2"	1µ auto drain (pressure relief) flange fitted to SAE	P3ZFA1BMMAN
G2"	1µ auto drain (pressure relief) flange fitted to SAE	P3ZFA1CMMAN

Adsorber Filters



Port size	Description	Order Code
-	Adsorber, auto drain	P3ZFA00BMAN
G1.1/2"	Adsorber, auto drain	P3ZFA1BBMAN
G2"	Adsorber, auto drain	P3ZFA1CBMAN



Regulators

Port size	Description	Order Code
-	8 bar, relieving + gauge, without flange SAE	P3ZRA00BNGN
G1.1/2"	8 bar, relieving + gauge	P3ZRA1BBNGN
G2"	8 bar, relieving + gauge	P3ZRA1CBNGN
-	16 bar relieving + gauge, without flange SAE	P3ZRA00BNJN
G1.1/2"	16 bar, relieving + gauge	P3ZRA1BBNJN
G2"	16 bar, relieving + gauge	P3ZRA1CBNJN



Lubricators

Port size	Description	Order Code
-	Lubricator, without flange SAE	P3ZLA00LSMN
G1.1/2"	Lubricator	P3ZLA1BLSMN
G2"	Lubricator	P3ZLA1CLSMN
G2"	Central airline lubricator with electrical oil level control	P3ZLA1CEMMW
G2"	Central airline lubricator with aluminium bowl	P3ZLA1CMMMW
Lubricator OIL - VG32 - 1 Litre		P3YKA00PPBB



Regulators Pilot Control

Port size	Description	Order Code
-	16 bar, air pilot	P3ZRA00BPPN
G1.1/2"	16 bar, relieving + gauge	P3ZRA1BBPPN
G2"	16 bar, relieving + gauge	P3ZRA1CBPPN



Options & Accessories

Port size	Description	Order Code
G1.1/2"	Connection flange kit	P3ZKA1BCP
G2"	Connection flange kit	P3ZKA1CCP
-	Wall mounting kit	P3ZKA00MW
-	Coupling kit	P3ZKA00CB
-	Coupling 'O' ring kit (5 off)	P3ZKA0CCY
-	Porting block kit (1", 1/8" & 2 x 1/4" take off)	P3ZMA1V0N

- Compact body ported units
- Port sizes G1/8 and G1/4
- Unique deflector plate ensuring maximum water and particulate removal
- Solid control piston with lip seal for extended life.
- Proportional oil delivery over a wide range of air flows.



Operating information		Flow characteristics	
Working pressure:	Max 10 bar	Flow	Filter 11 l/s
Working temperature:	0 °C to +52 °C		Regulator 9,3 l/s
			Filter Regulator 9,3 l/s
			Lubricator 10 l/s

Filters - 5 micron element, transparent bowl

Port size	Description	Order Code
G1/8	Manual drain	14F01BB1
G1/8	Auto drain	14F05BB1
G1/4	Manual drain	14F11BB1
G1/4	Auto drain	14F15BB1
Mounting bracket		PS417BP



Coalescing Filters - 0.01 micron element

Port size	Description	Order Code
Poly bowl		
G1/8	Manual drain	10F01ED1
G1/8	Auto drain	10F05ED1
G1/4	Manual drain	10F11ED1
G1/4	Auto drain	10F15ED1
Mounting bracket		PS417BP



Regulators - relieving type - non relieving options available

Port size	Description	Order Code
G1/8	2 bar	14R010FC1
G1/8	4 bar	14R011FC1
G1/8	8 bar	14R013FC1
G1/4	2 bar	14R110FC1
G1/4	4 bar	14R111FC1
G1/4	8 bar	14R113FC1
Mounting bracket (Includes panel mounting nut)		PS417BP



Filter/Regulators

- transparent bowl - 2 and 4 bar and non relieving options available

Port size	Description	Order Code
G1/8	2 bar, manual drain	14E01B10FC1
G1/8	2 bar, auto drain	14E05B10FC1
G1/4	2 bar, manual drain	14E11B10FC1
G1/4	2 bar, auto drain	14E15B10FC1
G1/8	4 bar, manual drain	14E01B11FC1
G1/8	4 bar, auto drain	14E05B11FC1
G1/4	4 bar, manual drain	14E11B11FC1
G1/4	4 bar, auto drain	14E15B11FC1
G1/8	8 bar, manual drain	14E01B13FC1
G1/8	8 bar, auto drain	14E05B13FC1
G1/4	8 bar, manual drain	14E11B13FC1
G1/4	8 bar, auto drain	14E15B13FC1
Mounting bracket (Includes panel mounting nut)		PS417BP



Lubricators - transparent bowl

Port size	Order Code	
G1/8	04L00GB1	
G1/4	04L10GB1	
Mounting bracket		PS419



Pressure Gauges

	Order Code
0 - 2 bar	P3D-KAB1AYN
0 - 4 bar	P3D-KAB1ALN
0 - 8 bar	P3D-KAB1ANN



The range of Stainless Steel FRLs are ideal for use in the food industry, the petrochemical or process industries or any application in a particularly harsh or aggressive environment.


- Suitable for Marine & Offshore applications
- Chemical / Petroleum and process industries
- Coalescing filters are designed for removing oil and water aerosols down to 0.01 μ
- Suitable for food industry applications



Operating information


Max operating pressure	20 bar
	12 bar when fitted with auto-drain
Max operating temperature	Regulator 65°C
	Filter + Regulator 80°C,
	50°C when fitted with auto-drain

Particulate Filter


	Port size	Flow l/min @ 7 bar	Filter element	Order code with manual drain	Order code with auto drain
	G1/4	660	20 μ	PF504G02DHSS	
G1/2	1800	40 μ	PF10G04DJSS	PF10G04DJRSS	

* For 5 μ filter element substitute **H** or **J** with **G**


Coalescing Filter

	Port size	Flow l/min @ 7 bar	Filter element	Order code with manual drain	Order code with auto drain
	G1/4	240	0.3 μ	PF501G02DHSS	
G1/2	480	0.01 μ	PF11G04DJSS	PF11G04DJRSS	

Regulator


	Port size	Flow l/min @ 7 bar	Order code fitted with 0-8.5 bar spring
	G1/4 Plastic bonnet/knob Full S/S version	450	PR364G02CSS PR354G02CSS
G1/2 Plastic bonnet/knob Full S/S version	2820	PR10G04CSS PR11G04CSS	

Filter/Regulator


	Port size	Flow l/min @ 7 bar	Order code fitted with 0-8.5 bar spring
	G1/4 Plastic bonnet/knob Full S/S version	450	PB548G02DHCSS PB558G02DHCSS
G1/2 Plastic bonnet/knob Full S/S version	1800	PB11G04DJCSS PB12G04DJCSS	

Panel mounting nut for G1/4: **PR05X51SS**
G1/2: **PR10X51SS**

Lubricator

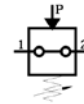
	Port size	Flow l/min @ 7 bar	Order code
	G1/2	3000	PL10G04DSS

Connectors

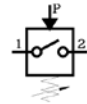
	Port size	Order code
	G1/4	AC-2SS
G1/2	AC-4SS	

Stainless steel pressure gauge	M1/4G40S-10 (0 to 10 bar)
---------------------------------------	----------------------------------

Pressure Switches G1/8", G1/4"



Break contact



Make contact

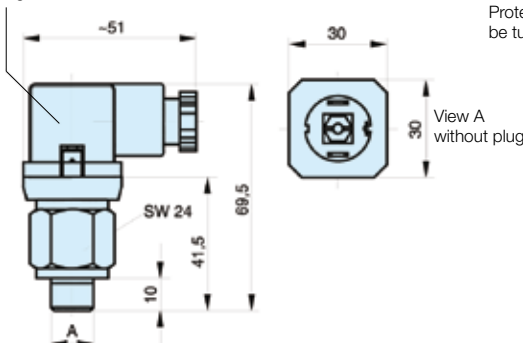
Characteristics		Material	
Safety pressure relief P _{max}	300 bar	Housing	Passivated steel
Port size	G1/8, G1/4	Diaphragm	Buna N
Medium and ambient T _{max} temperature range	+100 °C	Switching function	
Switch back difference	Max. 5 - 15%	Make contact	Closes the circuit when the set pressure is reached
Voltage	Max. 48 V	Break contact	Interrupts the circuit when the set pressure is reached
Current	0.5 A		
Degree of protection	IP 65		
Switching frequency	Max. 200 s/min		

Dimensions and order instructions

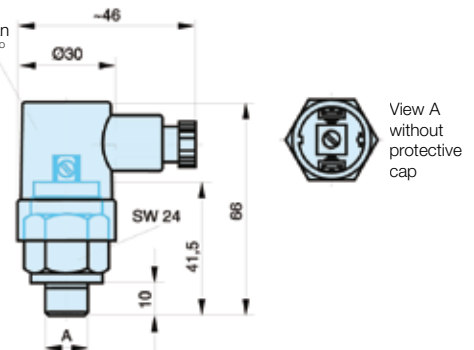
Order instructions Type	Port size A	Function	Setting range (bar)	Order code
PR / 0.1-1 NC ST 1/4 48	G1/4	Break contact	0.1-1	KL3439
PR / 0.1-1 NO ST 1/4 48	G1/4	Make contact	0.1-1	KL3440
PR / 1-10 NC ST 1/8 48	G1/8	Break contact	1-10	KL3437
PR / 1-10 NC ST 1/4 48	G1/4	Break contact	1-10	KL3436
PR / 1-10 NO ST 1/8 48	G1/8	Make contact	1-10	KL3438
PR / 1-10 NO ST 1/4 48	G1/4	Make contact	1-10	KL3435

Order instructions Type	Port size A	Function	Setting range (bar)	Order code
PR / 0.2-1 NO SR 1/4 48	G1/4	Make contact	0.2-1	KL3445
PR / 0.1-1 NC SR 1/4 48	G1/4	Break contact	0.1-1	KL3454
PR / 0.1-1 NO SR 1/4 48	G1/4	Make contact	0.1-1	KL3455
PR / 1-10 NC SR 1/8 48	G1/8	Break contact	1-10	KL3452
PR / 1-10 NC SR 1/4 48	G1/4	Break contact	1-10	KL3451
PR / 1-10 NO SR 1/8 48	G1/8	Make contact	1-10	KL3453
PR / 1-10 NO SR 1/4 48	G1/4	Make contact	1-10	KL3450

Plug can be turned 90°



Protective cap can be turned 6 x 60°



Dimensions in mm

Quick Exhaust Valves

- Increases piston speeds, super sensitive diaphragm.
- May be used as differential shuttle valve.

Shuttle Valves

- Allows two separate signals to be applied to the air pilot.
- 0,6 bar differential, Viton seals as standard.

Non Return Valves

- Aluminium or polymer bodies
- Compact



Operating information

Shuttle valve •••005

Working pressure 1,3 - 17 bar
Working temperature; Standard -10 °C to +80 °C

Quick exhaust valve P4Q

Working pressure: 0,2 - 10 bar
Working temperature; Standard: -10 °C to +80 °C


VB

Working pressure Max 10 bar
Working temperature -20 °C to +70 °C


PWA-L

Working pressure 0,2 - 10 bar
Working temperature; -15 °C to +60 °C


Shuttle Valves

Symbol	Port size	Order code
	M5	M33005
	G1/8	B43005B
	G1/4	B53005A
	G1/4 (-40°C)	B53005BS5

Quick Exhaust Valves P4Q Series

Symbol	Port size	Order code
	Standard Version	
	G1/4	P4Q-BA12
	G3/8	P4Q-BA13
	G1/2	P4Q-CA14
	G3/4	P4Q-CA16
	High Temperature Version (Fluorocarbon diaphragm)	
	G3/8	P4Q-BV13
	G1/2	P4Q-CV14
	G3/4	P4Q-CV16


Flow control valves with by-directional control

Symbol	Thread	Number of turns	Qmax input at 6 bar, l/min	Order code
	G1/8	13	72	VQB12-OX-5 *
	G1/8	13	240	VQB12-O-5
	G1/4	13	1320	VQB22-O-5
	G1/2	13	3600	VQB42-O-5 **


* Extra fine adjustment
** Low operating temp -40°C

Non Return Valves

Aluminium VB Series

Symbol	Port size	Order code
	G1/8	VB12-Q-NQ-5
	G1/4	VB22-Q-NQ-5
	G1/2	VB42-Q-NQ-5
	G1/2	VB42-S50897 (Viton - dry assembly)

Line mounted non-return valves

Symbol	Push-in connection Ø, mm	Flow rate 6 bar, l/s	Order code
	4	3,33	PWA-L1444
	6	11,00	PWA-L1466
	8	26,67	PWA-L1488

Knob and nut for panel mounting

To suit	Order code
VQB12	9128177212
VQB22	9128177222
VQB42	9128177242

- All plastic ultra light weight versions
- Sintered metal
- All metal versions for heavy duty applications
- Versions with push-in connections
- High noise level reduction
- Low back pressure generation
- Restrictor silencers screw adjustment



Operating and additional information

Plastic Working temperature: -10°C to +80°C
Efficiency 92%

Metal Working temperature: -10°C to +74°C

Working pressure up to 17 bar

P6M-P Plastic Series



Symbol



Port thread	Order code
M5	P6M-PAC5
G1/8	P6M-PAB1
G1/4	P6M-PAB2
G3/8	P6M-PAB3
G1/2	P6M-PAB4
G3/4	P6M-PAB6
G1	P6M-PAB8

Push-in Series



Symbol



Port mm	Order code
4	PXC-X14
6	PZC-S1006
8	PZC-S1008

Sintered bronze Series



Symbol



Port thread	Order code
M5	9721900005
G1/8	9090050700
G1/4	P6M-BAA2
G3/8	9090050900
G1/2	9090051000
G3/4	9090051100
G1	9090051500

Sintered Bronze Series (female)



Symbol



Port mm	Order code
G1/8	9721900404

Heavy Duty Series



Symbol



Port thread	Order code
G3/8	P6M-MA13
G1/2	P6M-MA14
G3/4	P6M-MA16
G1	P6M-MA18

Self Cleaning, 48 Series



Symbol



Port thread	Order code
R1/8	ESB12MC
R1/4	ESB25MC
R3/8	ESB37MC
R1/2	ESB50MC
R3/4	ESB75MC
R1	ESB100MC
R1-1/4	ESB125MC
R1-1/2	ESB150MC

Sintered Metal Series



Symbol



Port thread	Order code
R1/8	04502R0002
R1/4	04504R0004
R3/8	04506R0006
R1/2	04508R0008
R3/4	04512R0012
R1	04516R0016

Sintered Plastic Series



Symbol



Port thread	Order code
G1/8	9301050901
G1/4	9301050902

Sintered Stainless Steel Series



Symbol



Port thread	Order code
G1/8	9126900195
G1/4	9126900196

Protect your most important assets: your employees and their equipment!

The AirGuard offers simple but efficient protection to pneumatic systems in the event of a broken compressed-air hose or pipe. The air supply is immediately shut off by the AirGuard, should the volume of air exceed a set value. This "value" is factory preset and is set to allow normal air consumption when using air tools.

Should the air consumption exceeds the set value, e.g. the air line is severed, then the internal piston instantly shuts off the main flow. An integral bleed hole allows some air to flow through. This enables the line pressure to automatically reset the AirGuard once the main line break is repaired.

Management Responsibility:

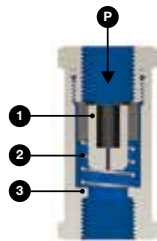
It is the duty of management to ensure a safe working environment for their employees and that the equipment complies with **ISO 4414** or **"PUWER"** (the Provision and Use of Work Equipment Regulations)

Complies with the 2010 ISO4414 (5.4.5.11.1)

"When failure of a hose assembly or plastic piping constitutes a whiplash hazard, it shall be restrained or shielded by suitable means. In addition, an air fuse for compressed air should be mounted."

Function:

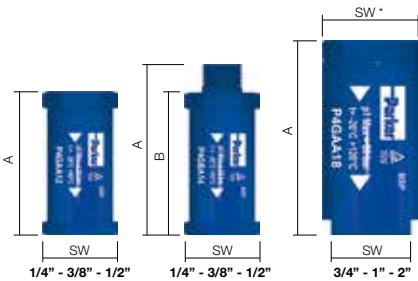
(P) is the inlet. The air flows over piston (1) and continues through seat (3). The flow of air over the piston is slowed down by several longitudinal grooves on the exterior of the piston. If the flow becomes excessive, the current of air cannot flow over the piston quickly enough. The piston is then pressed against spring (2) beneath it, and towards the seat. If the flow is exceeded, for example, if the hose suddenly breaks, the air supply is automatically shut off.



Special Applications

Stainless Steel AirGuard available in 1/2" size

Some branches of industry with a high hazard potential, such as chemical and pharmaceutical as well as clean room and offshore technologies place extremely high demands on both the safety of their employees and the protection of their facilities. Compressed air is typically used as an energy transfer medium in these industries and is no means without its dangers: compressed air hoses can rupture or burst, as can fixed pipes. This may expose personnel working in such areas to extreme hazards as well as potential damage to expensive facilities and costly production downtime.



Technical Data and Ordering Information

Thread connection BSP	dimensions (mm)			Weight (g)	Maximum inlet pressure	Temperature range	Material	P1 inlet thread	P2 outlet thread	Order Code
	A	B	SW							
1/4"	48	-	22	30	18 bar (255 PSIG)	-20°C to 80°C (-4°F to 176°F)	Housing: aluminium Piston: polyoxy-methylene	female	female	P4GAA12
1/4"	58	49	22	36				male	female	P4GBA12
3/8"	59	-	27	58				female	female	P4GAA13
3/8"	71	59	27	62				male	female	P4GBA13
1/2"	65	-	30	78				female	female	P4GAA14
1/2"	80	65	30	85				male	female	P4GBA14
1/2"	62	-	28	132	35 bar (500 PSIG)	-20°C to 120°C (-4°F to 248°F)	Housing: stainless steel Piston: polyoxy-methylene	female	female	P4GCA14
3/4"	76	-	30 / 36*	107				female	female	P4GAA16
1"	100	-	41 / 50*	300				female	female	P4GAA18
2"	130	-	70 / 80*	775				female	female	P4GAA1C

Note: NPT version available on request - 1/4" high flow version available on request.



Fittings, tubing and couplers

Function Fittings: Flow Control Regulators

0°C to +70°C
from 1 to 10 bar max.

7060 Compact BSPP - exhaust (A)



ØD	C	Order code
4	G1/8	7060 04 10
6	G1/8	7060 06 10
6	G1/4	7060 06 13
8	G1/8	7060 08 10
8	G1/4	7060 08 13
8	G3/8	7060 08 17
10	G1/4	7060 10 13
10	G3/8	7060 10 17
12	G3/8	7060 12 17
12	G1/2	7060 12 21

7669 Miniature BSPP & M5 - supply (B)



ØD	C	Order code
4	M5 x 0.8	7669 04 19
4	G1/8	7669 04 10
6	M5 x 0.8	7669 06 19
6	G1/8	7669 06 10
6	G1/4	7669 06 13
8	G1/8	7669 08 10
8	G1/4	7669 08 13
8	G3/8	7669 08 17

7061 Compact BSPP - supply (B)



ØD	C	Order code
4	G1/8	7061 04 10
6	G1/8	7061 06 10
6	G1/4	7061 06 13
8	G1/8	7061 08 10
8	G1/4	7061 08 13
8	G3/8	7061 08 17
10	G1/4	7061 10 13
10	G3/8	7061 10 17
12	G1/2	7061 12 21

7010 Recessed Adjust.Screw,
BSPP & M5 - exhaust (A)

ØD	C	Order code
4	M5 x 0.8	7010 04 19
4	G1/8	7010 04 10
6	M5 x 0.8	7010 06 19
6	G1/8	7010 06 10
6	G1/4	7010 06 13
8	G1/8	7010 08 10
8	G1/4	7010 08 13
8	G3/8	7010 08 17
10	G1/4	7010 10 13
10	G3/8	7010 10 17
10	G1/2	7010 10 21
12	G3/8	7010 12 17
12	G1/2	7010 12 21

7062 Compact BSPP - bi-directional (C)



ØD	C	Order code
4	G1/8	7062 04 10
6	G1/8	7062 06 10
6	G1/4	7062 06 13
8	G1/8	7062 08 10
8	G1/4	7062 08 13
8	G3/8	7062 08 17

7011 Recessed Adjust.Screw,
BSPP & M5 - supply (B)

ØD	C	Order code
4	M5 x 0.8	7011 04 19
4	G1/8	7011 04 10
6	M5 x 0.8	7011 06 19
6	G1/8	7011 06 10
6	G1/4	7011 06 13
8	G1/8	7011 08 10
8	G1/4	7011 08 13
8	G3/8	7011 08 17
10	G1/4	7011 10 13
10	G3/8	7011 10 17

7660 Miniature BSPP & M5 - exhaust (A)



ØD	C	Order code
4	M5 x 0.8	7660 04 19
4	G1/8	7660 04 10
6	M5 x 0.8	7660 06 19
6	G1/8	7660 06 10
6	G1/4	7660 06 13
8	G1/8	7660 08 10
8	G1/4	7660 08 13
8	G3/8	7660 08 17

7012 Recessed Adjust.Screw,
BSPP & M5 - bi-directional (C)

ØD	C	Order code
4	M5 x 0.8	7012 04 19
4	G1/8	7012 04 10
6	M5 x 0.8	7012 06 19
6	G1/8	7012 06 10
6	G1/4	7012 06 13
8	G1/8	7012 08 10
8	G1/4	7012 08 13
8	G3/8	7012 08 17

7662 Miniature BSPP & M5 - bi-directional (C)



ØD	C	Order code
4	M5 x 0,8	7662 04 19
4	G1/8	7662 04 10
6	M5 x 0,8	7662 06 19
6	G1/8	7662 06 10
6	G1/4	7662 06 13

LF 3000: Polymer Push-In Fittings

-20°C to +80°C
20 bar max. (vacuum 755 mmHg)

3101 Male Stud Fitting BSPP & M5



ØD	C	Order code
4	M5 x 0.8	3101 04 19
4	G1/8	3101 04 10
4	G1/4	3101 04 13
6	M5 x 0.8	3101 06 19
6	G1/8	3101 06 10
6	G1/4	3101 06 13
6	G3/8	3101 06 17
8	G1/8	3101 08 10
8	G1/4	3101 08 13
8	G3/8	3101 08 17
10	G1/4	3101 10 13
10	G3/8	3101 10 17
10	G1/2	3101 10 21
12	G3/8	3101 12 17
12	G1/2	3101 12 21
14	G3/8	3101 14 17
14	G1/2	3101 14 21
16	G3/8	3101 16 17
16	G1/2	3101 16 21

New

3102 Equal Elbow



New

ØD	Order code
4	3102 04 00
6	3102 06 00
8	3102 08 00
10	3102 10 00
12	3102 12 00
14	3102 14 00
16	3102 16 00

3106 Tube/Tube Connector - Equal & Unequal



ØD1 ØD2

ØD1	ØD2	Order code
4	4	3106 04 00
4	6	3106 04 06
4	8	3106 04 08
6	6	3106 06 00
6	8	3106 06 08
6	10	3106 06 10
8	8	3106 08 00
8	10	3106 08 10
8	12	3106 08 12
10	10	3106 10 00
10	12	3106 10 12
12	12	3106 12 00
12	14	3106 12 14
14	14	3106 14 00
16	16	3106 16 00
16	12	3106 16 12

New

3104 Tee - Equal & Unequal



ØD1 ØD2

ØD1	ØD2	Order code
4	4	3104 04 00
4	6	3104 04 06
6	4	3104 06 04
6	6	3104 06 00
6	8	3104 06 08
8	6	3104 08 06
8	8	3104 08 00
8	10	3104 08 10
10	8	3104 10 08
10	10	3104 10 00
10	12	3104 10 12
12	10	3104 12 10
12	12	3104 12 00
14	8	3104 14 08
14	14	3104 14 00
16	16	3104 16 00
16	12	3104 16 12

New

3109 Male Stud Elbow, BSPT



ØD	C	Order code
4	R1/8	3109 04 10
4	R1/4	3109 04 13
4	R3/8	3109 04 17
6	R1/8	3109 06 10
6	R1/4	3109 06 13
6	R3/8	3109 06 17
8	R1/8	3109 08 10
8	R1/4	3109 08 13
8	R3/8	3109 08 17
8	R1/2	3109 08 21
10	R1/8	3109 10 10
10	R1/4	3109 10 13
10	R3/8	3109 10 17
10	R1/2	3109 10 21
12	R1/4	3109 12 13
12	R3/8	3109 12 17
12	R1/2	3109 12 21
14	R3/8	3109 14 17
14	R1/2	3109 14 21
16	R3/8	3109 16 17
16	R1/2	3109 16 21

New

3114 Female Stud Fitting BSPP & M5



ØD	C	Order code
4	M5 x 0.8	3114 04 19
4	G1/8	3114 04 10
4	G1/4	3114 04 13
6	G1/8	3114 06 10
6	G1/4	3114 06 13
8	G1/8	3114 08 10
8	G1/4	3114 08 13
10	G1/4	3114 10 13
10	G3/8	3114 10 17
10	G1/2	3114 10 21
12	G3/8	3114 12 17
12	G1/2	3114 12 21
14	G3/8	3114 14 17
16	G1/2	3114 16 21

New

3116 Equal Bulkhead Connector




ØD	Order code
4	3116 04 00
6	3116 06 00
8	3116 08 00
10	3116 10 00
12	3116 12 00
14	3116 14 00

LF 3000: Polymer Push-In Fittings

-20°C to +80°C
20 bar max. (vacuum 755 mmHg)


3140 Single "Y" piece - Equal & Unequal

	ØD1	ØD2	Order code
	4	4	4
4	6	6	3140 04 06
6	6	6	3140 06 00
6	8	8	3140 06 08
8	8	8	3140 08 00


3175 Male Stud Fitting BSPT

	ØD	C	Order code
	4	R1/8	
4	R1/4		3175 04 13
6	R1/8		3175 06 10
6	R1/4		3175 06 13
6	R3/8		3175 06 17
6	R1/2		3175 06 21
8	R1/8		3175 08 10
8	R1/4		3175 08 13
8	R3/8		3175 08 17
10	R1/4		3175 10 13
10	R3/8		3175 10 17
10	R1/2		3175 10 21
12	R3/8		3175 12 17
12	R1/2		3175 12 21
14	R3/8		3175 14 17
14	R1/2		3175 14 21
16	R3/8		3175 16 17
16	R1/2		3175 16 21


3166 Reducer

	ØD1	ØD2	Order code
	4	6	6
4	8	8	3166 04 08
4	10	10	3166 04 10
6	8	8	3166 06 08
6	10	10	3166 06 10
6	12	12	3166 06 12
6	14	14	3166 06 14
8	10	10	3166 08 10
8	12	12	3166 08 12
8	14	14	3166 08 14
10	12	12	3166 10 12
10	14	14	3166 10 14
12	14	14	3166 12 14


3193 Male Stud Run Tee, BSPP & M5

	ØD	C	Order code
	4	M5 x 0.8	
4	G1/8		3193 04 10
4	G1/4		3193 04 13
6	M5 x 0.8		3193 06 19
6	G1/8		3193 06 10
6	G1/4		3193 06 13
8	G1/8		3193 08 10
8	G1/4		3193 08 13
8	G3/8		3193 08 17
10	G1/4		3193 10 13
10	G3/8		3193 10 17
10	G1/2		3193 10 21
12	G1/4		3193 12 13
12	G3/8		3193 12 17
12	G1/2		3193 12 21
14	G3/8		3193 14 17
14	G1/2		3193 14 21
16	G3/8		3193 16 17
16	G1/2		3193 16 21


3126 Blanking Plugs

	ØD	Order code
	4	
6		3126 06 00
8		3126 08 00
10		3126 10 00
12		3126 12 00
14		3126 14 00
16		3126 16 00


3198 Male Stud Branch Tee BSPP & M5

	ØD	C	Order code
	4	M5 x 0.8	
4	G1/8		3198 04 10
4	G1/4		3198 04 13
6	M5 x 0.8		3198 06 19
6	G1/8		3198 06 10
6	G1/4		3198 06 13
8	G1/8		3198 08 10
8	G1/4		3198 08 13
8	G3/8		3198 08 17
10	G1/4		3198 10 13
10	G3/8		3198 10 17
10	G1/2		3198 10 21
12	G1/4		3198 12 13
12	G3/8		3198 12 17
12	G1/2		3198 12 21
14	G3/8		3198 14 17
14	G1/2		3198 14 21
16	G3/8		3198 16 17
16	G1/2		3198 16 21

3199 Male Stud Elbow, BSPP & M5

	ØD	C	Order code
	4	M5 x 0.8	
4	G1/8		3199 04 10
4	G1/4		3199 04 13
6	M5 x 0.8		3199 06 19
6	G1/8		3199 06 10
6	G1/4		3199 06 13
6	G3/8		3199 06 17
8	G1/8		3199 08 10
8	G1/4		3199 08 13
8	G3/8		3199 08 17
8	G1/2		3199 08 21
10	G1/4		3199 10 13
10	G3/8		3199 10 17
10	G1/2		3199 10 21
12	G1/4		3199 12 13
12	G3/8		3199 12 17
12	G1/2		3199 12 21
14	G3/8		3199 14 17
14	G1/2		3199 14 21
16	G3/8		3199 16 17
16	G1/2		3199 16 21

3130 Tamper Evident Safety Clips, BSPP + Metric

	Tube outside Diameter mm	Order code
	6	
8		3130 08 03

Flow Control Regulators - Prestoflow®

PTFIPK - Flow regulator with push-in connection



Tube outside Diameter mm	Order code
4	PTFIPK4
6	PTFIPK6
8	PTFIPK8
10	PTFIPK10
12	PTFIPK12

PTFC4PK - Micro exhaust flow control - BSPP/Metric



Tube outside Diameter mm	Thread BSPP/Metric	Order code
4	M5	PTFC8PK4-M5
6	M5	PTFC8PK6-M5

PTFLC4PK - Compact exhaust flow control - BSPP lockable



Tube outside Diameter mm	Thread BSPP	Order code
4	1/8	PTFLC4PK4-1/8
6	1/8	PTFLC4PK6-1/8
6	1/4	PTFLC4PK6-1/4
8	1/8	PTFLC4PK8-1/8
8	1/4	PTFLC4PK8-1/4
8	3/8	PTFLC4PK8-3/8
10	1/4	PTFLC4PK10-1/4
10	3/8	PTFLC4PK10-3/8
12	1/2	PTFLC4PK12-1/2

Pneumatic Tubing

Polyester Polyurethane Tubing - 25 m rolls



Inside Diameter mm	Outside Diameter mm	Operating Pressure bar		Min. bend radius mm	Order code
2.5	4	10		10	1025U04 04
2.5	4	10		10	1025U04 01
4	6	10	Clear	15	1025U06 04
4	6	10	Blue	15	1025U06 01
5.5	8	10	Black	20	1025U08 04
5.5	8	10	Clear	20	1025U08 01
7	10	10	Blue	25	1025U10 04
7	10	10	Black	25	1025U10 01
8	12	10	Clear	35	1025U12 04
8	12	10	Blue	35	1025U12 01
9.5	14	10	Black	45	1025U14 04 95
9.5	14	10	Clear	45	1025U14 01 95

Polyamide Tubing - 25 m rolls



Inside Diameter mm	Outside Diameter mm	Operating Pressure bar	Colour	Min. bend radius mm	Order code
2	4	12	Blue	25	1025P04 04
2	4	12	Black	25	1025P04 01
2	4	12	Clear	25	1025P04 00
4	6	12	Blue	35	1025P06 04
4	6	12	Black	35	1025P06 01
4	6	12	Clear	35	1025P06 00
6	8	12	Blue	55	1025P08 04
6	8	12	Black	55	1025P08 01
6	8	12	Clear	55	1025P08 00
8	10	12	Blue	90	1025P10 04
8	10	12	Black	90	1025P10 01
8	10	12	Clear	90	1025P10 00
10	12	12	Blue	90	1025P12 04
10	12	12	Black	90	1025P12 01
10	12	12	Clear	90	1025P12 00
12	14	12	Blue	100	1025P14 04
12	14	12	Black	100	1025P14 01
12	14	12	Clear	100	1025P14 00

> Semi-Rigid Polyamide vs. Advanced PA Tubing

1025P Close tolerance semi-rigid polyamide tubing, 25 m rolls



1025P..C Advanced PA Tubing, 25 m rolls

Length: 25 m							
O.D. tube (mm)	I.D. tube (mm)	Minimum bend radius for tube at ambient temp. (mm)					for 25 m
4	2	25	1025P04 00	1025P04 01	1025P04 04		0.318
4	2.7	30	1025P04 00 27	1025P04 01 27	1025P04 04 27		0.254
6	4	35	1025P06 00	1025P06 01	1025P06 04		0.535
8	6	55	1025P08 00	1025P08 01	1025P08 04		0.748
10	8	90	1025P10 00	1025P10 01	1025P10 04		0.989
12	9	75	1025P12 00 09	1025P12 01 09	1025P12 04 09		1.769
12	10	90	1025P12 00	1025P12 01	1025P12 04		1.345
14	11	100	1025P14 00 11	1025P14 01 11	1025P14 04 11		2.226
14	12	120	1025P14 00	1025P14 01	1025P14 04		1.734

Length: 25 m							
O.D. tube (mm)	I.D. tube (mm)	Minimum bend radius for tube at ambient temp. (mm)					for 25 m
4	2	10	1025P04C00	1025P04C01	1025P04C04		0.318
4	2.7	10	1025P04C00 27	1025P04C01 27	1025P04C04 27		0.254
6	4	15	1025P06C00	1025P06C01	1025P06C04		0.535
8	6	25	1025P08C00	1025P08C01	1025P08C04		0.748
10	8	50	1025P10C00	1025P10C01	1025P10C04		0.989
12	9	47	1025P12C00 09	1025P12C01 09	1025P12C04 09		1.769
12	10	90	1025P12C00	1025P12C01	1025P12C04		1.345
14	11	80	1025P14C00 11	1025P14C01 11	1025P14C04 11		2.226
14	12	116	1025P14C00	1025P14C01	1025P14C04		1.734

1100P Close tolerance semi-rigid polyamide tubing, 100 m rolls



1100P..C Advanced PA Tubing, 100 m rolls

Length: 100 m							
O.D. tube (mm)	I.D. tube (mm)	Minimum bend radius for tube at ambient temp. (mm)					for 100 m
4	2	25	1100P04 00	1100P04 01	1100P04 04		1.152
4	2.7	30	1100P04 00 27	1100P04 01 27	1100P04 04 27		0.893
6	4	35	1100P06 00	1100P06 01	1100P06 04		1.799
8	6	55	1100P08 00	1100P08 01	1100P08 04		2.898
10	8	90	1100P10 00	1100P10 01	1100P10 04		3.667
12	9	75	1100P12 00 09	1100P12 01 09	1100P12 04 09		5.600
12	10	90	1100P12 00	1100P12 01	1100P12 04		5.052
14	11	100	1100P14 00 11	1100P14 01 11	1100P14 04 11		5.200
14	12	120	1100P14 00	1100P14 01	1100P14 04		4.800

Length: 100 m							
O.D. tube (mm)	I.D. tube (mm)	Minimum bend radius for tube at ambient temp. (mm)					for 100 m
4	2	10	1100P04C00	1100P04C01	1100P04C04		1.152
4	2.7	10	1100P04C00 27	1100P04C01 27	1100P04C04 27		0.893
6	4	15	1100P06C00	1100P06C01	1100P06C04		1.799
8	6	25	1100P08C00	1100P08C01	1100P08C04		2.898
10	8	50	1100P10C00	1100P10C01	1100P10C04		3.667
12	9	47	1100P12C00 09	1100P12C01 09	1100P12C04 09		5.600
12	10	90	1100P12C00	1100P12C01	1100P12C04		5.052
14	11	80	1100P14C00 11	1100P14C01 11	1100P14C04 11		5.200
14	12	116	1100P14C00	1100P14C01	1100P14C04		4.800

NB: for other diameters or colours, please continue to order close tolerance semi-rigid polyamide tubing

> Packaging

TubePack® Advantages:

- Compactness: optimized sizes
- Easy to stock, to use and to identify
- Available on stock

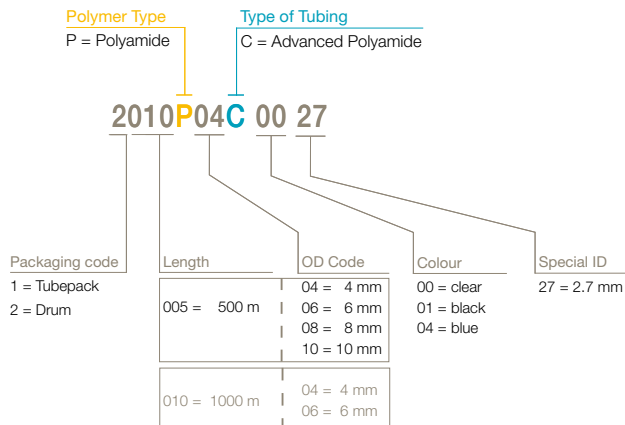


Drum Advantages:

- For optimized handling
- Available on request



> Product Codes



CONNECTIC Solutions for Compressed Air

Legris LF3000 Instant Fittings



- Brass / polymer fittings for standard applications.
- Instant connection/disconnection.
- Full flow, automatic sealing.
- Vacuum capability.
- Compact & aesthetic, lightweight.
- Very extensive range.
- -20°C to 80°C, maximum 20 bar (depending on fitting type and OD).

Legris Tubing



- Standard tubing made of PA, PU, FEP 140, and PE.
- PA and PU hoses in 7 colours.
- Multi, twin and spiral; anti-spark, anti-static.
- 25 or 100 m rolls in Tubepack® box.
- Large pack on drum.
- Hoses made of braided PVC.
- Self-fastening hoses.

Legris LF3600 Instant Fittings



- Nickel-plated brass instant fittings for demanding applications.
- For air and fluid transportation.
- FDA, 1935/2004/CE.
- -20°C to 150°C at 30 bars.
- Wide range.
- Compact & robust design.

Legris Universal Compression Fittings



- Brass or stainless steel (316L).
- Withstand high temperatures and pressures (max. 80 bars, 250°C).
- Resistant to aggressive and corrosive environments.
- A large range for many applications.
- Many accessories.

Legris LF3900/3800 Instant Fittings



- Stainless steel 316L fittings for severe conditions.
- Hygienic design.
- Extreme chemical and mechanical resistance.
- Fittings suitable for permanent food contact (FKM seals in accordance with FDA and 1935/2004/CE directives).
- Wide range: 21 shapes, diameters 4 to 12 mm.

Legris Ball Valves / Axial Valves



- Nickel-plated brass.
- Optimum sealing & excellent resistance.
- -20°C to 80°C, 20 to 40 bar (depending on the model).

Legris Function Fittings



- Flow control regulators, blocking fittings, mini-ball valves, non-return valves, silencers...
- Used on pneumatic devices in many industrial applications: factory automation, packaging, multi-purpose robots, material handling, textile, printing, auto process, machine tools.
- 0°C to 70°C, from 1 to 10 bars (depending on fitting type).

Safety Couplers / Blowguns / Accessories

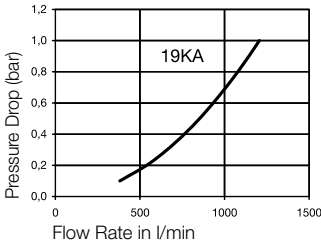


- Couplers:**
 - Comply with ISO 4414 and EN983 safety standards 0 - 16 bar, -20°C to 60°C.
- Blowguns:**
 - Two connection points. Comply with OSHA and EU regulation for safe use. Up to 10 bar, -15°C to +60°C.
- Accessories:**
 - Full nickel-plated range.

Rectus Series 19KA - DN 5.5

English industrial profile with UltraFlo technology. Compact dimensions. Robust coupling for compressed air applications. The steel sleeve counters oscillating forces.

Chart / Air



Advantages

- Single handed operation
- Plug design optimised through greater insert depth
- UltraFlo technology with high flow valve



Working Pressure

PB = 35 bar, maximum static working pressure with safety factor of 4 to 1.

Working Temperature*

-20°C up to +100°C (NBR) depending on the medium.
*At a temperature below -20°C and above +100°C special seals are available on request.

Material

Coupling

Back Body	Brass, Nickel Plated
Valve Body	Brass, Nickel Plated
Sleeve	Steel Hardened, Nickel Pl.
Valve	Zinc Diecasting, Nickel Pl.
Inner Sleeve	Brass
Spring Plate	Brass
Spring / Locking Ring	AISI 301
Locking Balls	AISI 420
Seals	NBR

Plug

Steel Hardened, Nickel Pl.

Coupling - Male Thread BSPT

Thread A	Order code	Box Qty
1/4"	19KAAK13MPN	10
3/8"	19KAAK17MPN	10
1/2"	19KAAK21MPN	10

Plug - Male Thread BSPT

Thread A	Order code	Box Qty
1/4"	19SFAK13SXN	20
3/8"	19SFAK17SXN	20

Coupling - Female Thread BSPP

Thread A	Order code	Box Qty
1/4"	19KAIW13MPN	10
1/2"	19KAIW21MPN	10

Plug - Female Thread BSPP

Thread A	Order code	Box Qty
1/4"	19SFIW13SXN	20
3/8"	19SFIW17SXN	20

Coupling - Hose Barb

Thread A	Order code	Box Qty
8 mm	19KATF08MPN	10
10 mm	19KATF10MPN	10

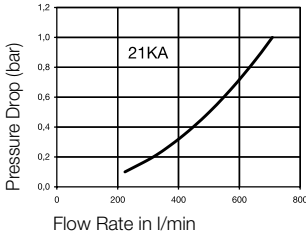
Plug - Hose Barb

Thread A	Order code	Box Qty
6 mm	19SFTF06SXN	20
8 mm	19SFTF08SXN	20
10 mm	19SFTF10SXN	20

Rectus Series 21KA - DN 5.0

Mini industrial coupling, the world's most commonly used profile. Above average flow performance for liquid and gaseous media. Large band width in materials and valve variants.

Chart / Air



Advantages

- Single handed operation
- Small dimensions
- All versions interchangeable



Working Pressure

PB = 35 bar, maximum static working pressure with safety factor of 4 to 1.

Working Temperature*

-20°C up to +100°C (NBR)
depending on the medium.
*At a temperature below -20°C and above +100°C special seals are available on request.

Material

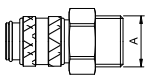
Coupling

Back Body	Brass
Valve Body	Brass
Sleeve	Brass.
Valve	Brass
Spring and Locking Ring	AISI 301
Locking Balls	AISI 420
Seals	NBR

Plug

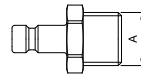
Brass

Coupling - Male Thread BSPP



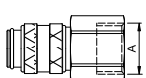
Thread A	Order code	Box Qty
1/8"	21KAAW10MPX	20
1/4"	21KAAW13MPX	20

Plug - Male Thread BSPP



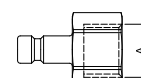
Thread A	Order code	Box Qty
1/8"	21SFAW10MXX	20
1/4"	21SFAW13MXX	20

Coupling - Female Thread BSPP



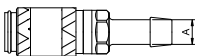
Thread A	Order code	Box Qty
1/8"	21KAIW10MPX	20
1/4"	21KAIW13MPX	20

Plug - Female Thread BSPP



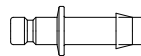
Thread A	Order code	Box Qty
1/8"	21SFIW10MXX	20

Coupling - Hose Barb



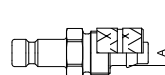
Thread A	Order code	Box Qty
6 mm	21KATF06MPX	20
8 mm	21KATF08MPX	20

Plug - Hose Barb



Thread A	Order code	Box Qty
6 mm	21SFTF06MXX	20
8 mm	21SFTF08MXX	20

Plug - Plastic Hose Connection

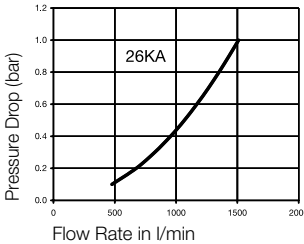


Thread A	Order code	Box Qty
4x6 mm	21SFKO06MXX	20
6x8 mm	21SFKO08MXX	20

Rectus Series 26KA - DN 7.2

European standard industrial profile. Universal brass coupling. Ergonomic sleeve design prevents dirt on the valve body. Series 26 plugs in brass. Series 25 steel plugs recommended for oscillating forces.

Chart / Air



Advantages

- Single handed operation
- European standard
- Small mass size



Working Pressure

PB = 35 bar, maximum static working pressure with safety factor of 4 to 1.

Working Temperature*

-20°C up to +100°C (NBR) depending on the medium.

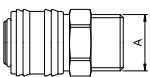
*At a temperature below -20°C and above +100°C special seals are available on request.

Material

Coupling

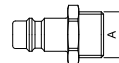
Back Body	Brass
Valve Body	Brass
Sleeve	Brass
Valve	Brass
Spring and Locking Ring	AISI 301
Locking Pins	AISI 420
Seals	NBR
Plug	Brass

Coupling - Male Thread BSPP



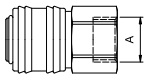
Thread A	Order code	Box Qty
1/4"	26KAAW13MPX	20
3/8"	26KAAW17MPX	20
1/2"	26KAAW21MPX	20

Plug - Male Thread BSPP



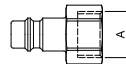
Thread A	Order code	Box Qty
1/4"	26SFAW13MXX	20
3/8"	26SFAW17MXX	20

Coupling - Female Thread BSPP



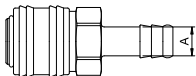
Thread A	Order code	Box Qty
1/4"	26KAIW13MPX	20
1/2"	26KAIW21MPX	20

Plug - Female Thread BSPP



Thread A	Order code	Box Qty
1/4"	26SFIW13MXX	20
3/8"	26SFIW17MXX	20

Coupling - Hose Barb



Thread A	Order code	Box Qty
6 mm	26KATF06MPX	20
8 mm	26KATF08MPX	20
9 mm	26KATF09MPX	20

Plug - Hose Barb

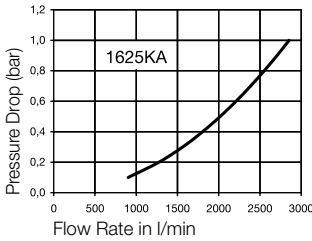


Thread A	Order code	Box Qty
6 mm	26SFTF06MXX	20
8 mm	26SFTF08MXX	20
9 mm	26SFTF09MXX	20

Rectus Series 1625KA - DN 7.8

Rectus Tema premium European standard industrial coupling – the know-how from both brands combined in one system. Extremely robust 2-component plastic sleeve. Suitable for compressed air applications with above average air consumption.

Chart / Air



Advantages

- Single handed operation
- High grade valve technology with optimum flow performance
- Minimum coupling forces



Working Pressure

PB = 35 bar, maximum static working pressure with safety factor of 4 to 1.

Working Temperature*

-20°C up to +40°C (NBR)
depending on the medium.

*At a temperature below -20°C and above +40°C special seals are available on request.

Material

Coupling

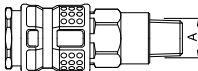
Back Body
Valve Body
Sleeve
Valve
Spring and Locking Ring
Locking Balls
Seals

Brass, Nickel Plated
Steel, QPQ treated
PA6 + TPE
Brass
AISI 301
AISI 420
NBR

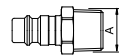
Plug

Steel Hardened, Zinc Plated

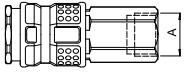
Coupling - Male Thread BSPT

	Thread A	Order code	Box Qty
	3/8"	1625KAAK17SPN	10
	1/2"	1625KAAK21SPN	10

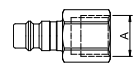
Plug - Male Thread BSPT

	Thread A	Order code	Box Qty
	1/4"	25SFAK13SXZ	20
	3/8"	25SFAK17SXZ	20
	1/2"	25SFAK21SXZ	10

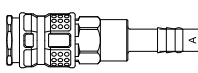
Coupling - Female Thread BSPP

	Thread A	Order code	Box Qty
	1/2"	1625KAIW21SPN	10

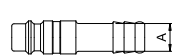
Plug - Female Thread BSPP

	Thread A	Order code	Box Qty
	1/4"	25SFIW13SXZ	20
	3/8"	25SFIW17SXZ	20

Coupling - Hose Barb

	Thread A	Order code	Box Qty
	9 mm	1625KATF09SPN	10
	13 mm	1625KATF13SPN	10

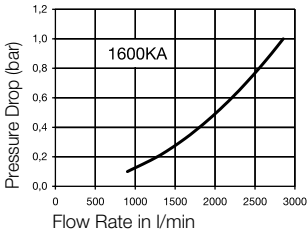
Plug - Hose Barb

	Thread A	Order code	Box Qty
	9 mm	25SFTF09SXZ	20
	13 mm	25SFTF13SXZ	20

Rectus Series 1600KA - DN 7.8

Rectus Tema premium European standard industrial coupling - the know-how from both brands combined in one system. Suitable for compressed air applications with above average air.

Chart / Air



Advantages

- Single handed operation
- High grade valve technology with optimum flow performance
- Minimum coupling forces



Working Pressure

PB = 35 bar, maximum static working pressure with safety factor of 4 to 1.

Working Temperature*

-20°C up to +100°C (NBR) depending on the medium.

*At a temperature below -20°C and above +100°C special seals are available on request.

Material

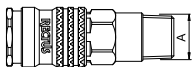
Coupling

Back Body	Brass, Nickel Plated
Valve Body	Steel, QPQ treated
Sleeve	Brass, Nickel Plated
Valve	Brass
Spring and Locking Ring	AISI 301
Locking Balls	AISI 420
Seals	NBR

Plug

Steel Hardened, Zinc Plated

Coupling - Male Thread BSPT



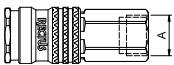
Thread A	Order code	Box Qty
3/8"	1600KAAK17SPN	10
1/2"	1600KAAK21SPN	10

Plug - Male Thread BSPT



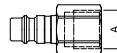
Thread A	Order code	Box Qty
1/4"	25SFAK13SXZ	20
3/8"	25SFAK17SXZ	20
1/2"	25SFAK21SXZ	10

Coupling - Female Thread BSPP



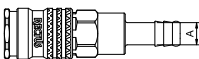
Thread A	Order code	Box Qty
1/2"	1600KAIW21SPN	10

Plug - Female Thread BSPP



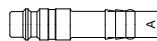
Thread A	Order code	Box Qty
1/4"	25SFIW13SXZ	20
3/8"	25SFIW17SXZ	20

Coupling - Hose Barb



Thread A	Order code	Box Qty
9 mm	1600KATF09SPN	10
13 mm	1600KATF13SPN	10

Plug - Hose Barb

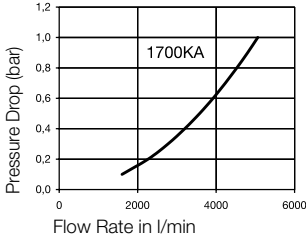


Thread A	Order code	Box Qty
9 mm	25SFTF09SXZ	20
13 mm	25SFTF13SXZ	20

Rectus Series 1700KA - DN 10

Premium industrial coupling in nominal diameter 10 with high grade valve technology and unprecedented flow values and minimum coupling forces. Especially suited to compressed air applications with above average air consumption.

Chart / Air



Advantages

- Single handed operation
- High flow valve
- Minimum coupling forces



Working Pressure

PB = 35 bar, maximum static working pressure with safety factor of 4 to 1.

Working Temperature*

-20°C up to +100°C (NBR) depending on the medium.

*At a temperature below -20°C and above +100°C special seals are available on request.

Material

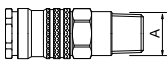
Coupling

Back Body Brass, Nickel Plated
 Valve Body Steel, QPQ treated
 Sleeve Brass, Nickel Plated
 Valve Brass
 Spring and Locking Ring AISI 301
 Locking Balls AISI 420
 Seals NBR

Plug

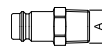
Steel Hardened, Zinc Plated

Coupling - Male Thread BSPT



Thread A	Order code	Box Qty
3/8"	1700KAAK17SPN	5
1/2"	1700KAAK21SPN	5
3/4"	1700KAAK26SPN	5

Plug - Male Thread BSPT



Thread A	Order code	Box Qty
1/4"	27SFAK13SXN	10
3/8"	27SFAK17SXN	10
1/2"	27SFAK21SXN	10

Coupling - Female Thread BSPP



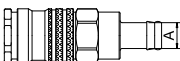
Thread A	Order code	Box Qty
3/8"	1700KAIW17SPN	5
1/2"	1700KAIW21SPN	5
3/4"	1700KAIW26SPN	5

Plug - Female Thread BSPP



Thread A	Order code	Box Qty
3/8"	27SFIW17SXN	10
1/2"	27SFIW21SXN	10

Coupling - Hose Barb



Thread A	Order code	Box Qty
10 mm	1700KATF10SPN	5
13 mm	1700KATF13SPN	5
16 mm	1700KATF16SPN	5

Plug - Hose Barb

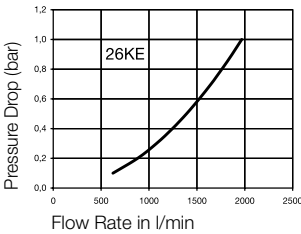


Thread A	Order code	Box Qty
8 mm	27SFTF08SXN	20
10 mm	27SFTF10SXN	20
13 mm	27SFTF13SXN	10

Rectus Self-Venting Series 26KE - DN 7.4

The connection is made the same way as with all other quick connect coupling series, by simply pushing the plug in the coupling. The audible latching when the plug is securely in place signifies that the coupling is locked. The sleeve must be pulled back to release the first locking system before it can be disconnected. This closes the coupling valve. The compressed downstream air can now escape from the plug (hose). Pulling the sleeve back a second time releases the second locking system. The connection can now be safely undone. This self-venting coupling, designed for bleeding off trapped air, is not suitable for direct connection to compressed air tools.

Chart / Air



Advantages

- The system fulfils the requirements of ISO 4414
- increased safety standards in the work place
- the plastic sleeve does not scratch working surfaces



Caution

Not recommended for direct connection to compressed air tools. Reliable functioning can only be guaranteed in conjunction with original Parker Rectus plugs made of steel.

Working Pressure

PB = 12 bar, maximum static working pressure with safety factor of 4 to 1.

Working Temperature*

-20°C up to +60°C (NBR) depending on the medium.
*At a temperature below -20°C and above +60°C special seals are available on request.

Material

Coupling

Back Body	Brass, Nickel Plated
Valve Body	Brass, Nickel Plated
Sleeve	Thermoplastic
Valve	Brass
Spring	AISI 301
Locking Balls	AISI 420
Seals	NBR
Pin	AISI 420
Plug	Steel Hardened, Nickel Pl.

Coupling - Male Thread BSPP

Thread A	Order code	Box Qty
1/4"	26KEAW13MPN	10
1/2"	26KEAW21MPN	10

Plug - Male Thread BSPP

Thread A	Order code	Box Qty
1/4"	25SFAK13SXZ	20
3/8"	25SFAK17SXZ	20
1/2"	25SFAK21SXZ	10

Coupling - Female Thread BSPP

Thread A	Order code	Box Qty
1/4"	26KEIW13MPN	5
3/8"	26KEIW17MPN	5

Plug - Female Thread BSPP

Thread A	Order code	Box Qty
1/4"	25SFIW13SXZ	20
3/8"	25SFIW17SXZ	20

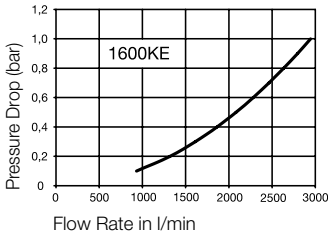
Plug - Hose Barb

Thread A	Order code	Box Qty
9 mm	25SFTF09SXZ	20
13 mm	25SFTF13SXZ	20

Rectus Self-Venting Series 1600KE - DN 7.8

The 1600KE series is a safety coupling with a self-venting system. When the sleeve is pulled back, the plug is released yet remains locked in. The coupling valve closes. The compressed air can now escape from the plug (hose). By operating the sleeve again in the direction of the plug, the second locking system is released. Only now can the connection be disengaged.

Chart / Air



Advantages

The system is compliant with the requirements of ISO 4414, DIN EN 983.

- increased safety standards in the work place
- High flow performance combined with compact design.



Caution

Not recommended for direct connection to compressed air tools. Reliable functioning can only be guaranteed in conjunction with original Parker Rectus plugs made of steel.

Working Pressure

PB = 2 up to 12 bar, maximum static working pressure with safety factor of 4 to 1.

Working Temperature*

-20°C up to +100°C (NBR)
depending on the medium.

*At a temperature below -20°C and above +100°C special seals are available on request.

Material

Coupling

Back Body
Valve Body

Brass, Nickel Plated
Steel, Zinc plated,
Thick-film passivated

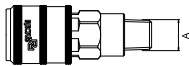
Sleeve
Valve
Spring and Locking Ring
Locking Balls
Seals

Steel, Hardened
Brass
AISI 301
AISI 420
NBR

Plug

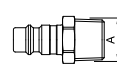
Steel Hardened, Nickel Pl.

Coupling - Male Thread BSPT



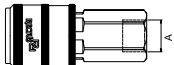
Thread A	Order code	Box Qty
1/4"	1600KEAK13SPN	5
3/8"	1600KEAK17SPN	5
1/2"	1600KEAK21SPN	5

Plug - Male Thread BSPT



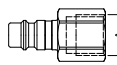
Thread A	Order code	Box Qty
1/4"	25SFAK13SXZ	20
3/8"	25SFAK17SXZ	20
1/2"	25SFAK21SXZ	10

Coupling - Female Thread BSPP



Thread A	Order code	Box Qty
1/4"	1600KEIW13SPN	5
3/8"	1600KEIW17SPN	5
1/2"	1600KEIW21SPN	5

Plug - Female Thread BSPP



Thread A	Order code	Box Qty
1/4"	25SFIW13SXZ	20
3/8"	25SFIW17SXZ	20

Plug - Hose Barb

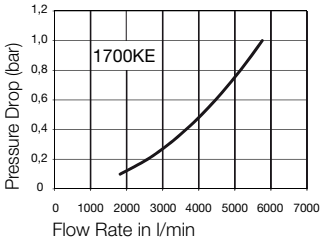


Thread A	Order code	Box Qty
9 mm	25SFTF09SXZ	20
13 mm	25SFTF13SXZ	20

Rectus Self-Venting Series 1700KE - DN 10

The 1700KE series is a safety coupling with a self-venting system. When the sleeve is pulled back, the plug is released yet remains locked in. The coupling valve closes. The compressed air can now escape from the plug (hose). By operating the sleeve again in the direction of the plug, the second locking system is released. Only now can the connection be disengaged.

Chart / Air



Advantages

The system fulfils the requirements of ISO 4414, DIN EN 983.

- increased safety standards in the work place
- robust, all-metal structure
- high-flow-valve



Caution

Not recommended for direct connection to compressed air tools. Reliable functioning can only be guaranteed in conjunction with original Parker Rectus plugs made of steel.

Working Pressure

PB = 12 bar, maximum static working pressure with safety factor of 4 to 1.

Working Temperature*

-20°C up to +100°C (NBR) depending on the medium.

*At a temperature below -20°C and above +100°C special seals are available on request.

Material

Coupling

Back Body
Valve Body

Sleeve
Valve
Spring
Locking Balls
Seals

Plug

Brass, Nickel Plated
Steel, Zinc plated,
Thick-film passivated
Steel, Hardened, Nickel Pl.
Brass
AISI 301
AISI 420
NBR
Steel Hardened, Nickel Pl.

Coupling - Male Thread BSPT

Thread A	Order code	Box Qty
3/8"	1700KEAW17SPN	5
1/2"	1700KEAW21SPN	5
3/4"	1700KEAW26SPN	5

Plug - Male Thread BSPT

Thread A	Order code	Box Qty
1/4"	27SFAK13SXN	10
3/8"	27SFAK17SXN	10
1/2"	27SFAK21SXN	10

Coupling - Female Thread BSPP

Thread A	Order code	Box Qty
3/8"	1700KEIW17SPN	5
1/2"	1700KEIW21SPN	5
3/4"	1700KEIW26SPN	5

Plug - Female Thread BSPP

Thread A	Order code	Box Qty
3/8"	27SFIW17SXN	10
1/2"	27SFIW21SXN	10

Plug - Hose Barb

Thread A	Order code	Box Qty
8 mm	27SFTF08SXN	10
10 mm	27SFTF10SXN	10
13 mm	27SFTF13SXN	10

The Parker Pneumatic Catalogue

For the complete range of pneumatic system components, refer to the Parker Pneumatic Catalogue PDE2600PNUK



Parker is the world leader in motion and control technologies, providing systematic, precision-engineered solutions for a wide variety of, industrial markets. Throughout the world, Parker Hannifin is working together with companies to make their machines more reliable and more productive. Parker products are in operation on satellites orbiting the earth: in machine tools and mobile plant; on oil rigs and refineries; in hospitals and laboratories. In fact, wherever there are machines that depend on motion or fluid control, you will find innovative and reliable Parker components and systems.

The Parker Pneumatic catalogue is a comprehensive guide to products from Pneumatic Division Europe, Legris, Rectus, Fluidconnectors, KV and Fluid Controls, presenting an unrivalled choice of products and solutions to suit virtually any application. Also included is a technical CD containing further products and catalogue availability.

Viking Lite

Available in boxed quantities of 25



The Viking Lite valve is available in boxed quantities of 25 combines high performance with compact installation dimensions. Large flow capacity, short change-over times and low change-over pressure are important characteristics of this valve range.

5/2 valves, internal air, standard temperature

Size	Actuation	Return	Order code	Order code
			Without solenoid	With 24V DC (22mm coil)
G1/8	Electric	Electric	P2LAZ511EENDCNQ25	P2LAZ511EENDCB49Q25
G1/4	signal	signal	P2LBZ512EENDCNQ25	P2LBZ512EENDCB49Q25
G1/8	Electric	Spring	P2LAZ511ESNDCNQ25	P2LAZ511ESNDCB49Q25
G1/4	signal		P2LBZ512ESNDCNQ25	P2LBZ512ESNDCB49Q25

For detailed operating information - Refer to page 30

P3L - Lite Series Air Preparation System

Available in boxed quantities of 25



- Compact body ported units
- Port size G1/4
- Unique deflector plate ensuring maximum water and particulate removal
- Solid control piston with lip seal for extended life.
- Proportional oil delivery over a wide range of air flows.

Filter/Regulator + Lubricator Combination

Port size	Description	Order Code
G1/4	Manual push drain	P3LCA12PEPNGLNWQ25
G1/4	Semi auto drain	P3LCA12PESNGLNWQ25

For detailed operating information - Refer to page 74

At Parker, we're guided by a relentless drive to help our customers become more productive and achieve higher levels of profitability by engineering the best systems for their requirements. It means looking at customer applications from many angles to find new ways to create value. Whatever the motion and control technology need, Parker has the experience, breadth of product and global reach to consistently deliver. No company knows more about motion and control technology than Parker. For further info call 00800 27 27 5374.



AEROSPACE

Key Markets

- Aircraft engines
- Business & general aviation
- Commercial transports
- Land-based weapons systems
- Military aircraft
- Missiles & launch vehicles
- Regional transports
- Unmanned aerial vehicles

Key Products

- Flight control systems & components
- Fluid conveyance systems
- Fluid metering delivery & atomization devices
- Fuel systems & components
- Hydraulic systems & components
- Inert nitrogen generating systems
- Pneumatic systems & components
- Wheels & brakes



CLIMATE CONTROL

Key Markets

- Agriculture
- Air conditioning
- Food, beverage & dairy
- Life sciences & medical
- Precision cooling
- Processing
- Transportation

Key Products

- CO₂ controls
- Electronic controllers
- Filter driers
- Hand shut-off valves
- Hose & fittings
- Pressure regulating valves
- Refrigerant distributors
- Safety relief valves
- Solenoid valves
- Thermostatic expansion valves



ELECTROMECHANICAL

Key Markets

- Aerospace
- Factory automation
- Food & beverage
- Life science & medical
- Machine tools
- Packaging machinery
- Paper machinery
- Plastics machinery & converting
- Primary metals
- Semiconductor & electronics
- Textile
- Wire & cable

Key Products

- AC/DC drives & systems
- Electric actuators
- Controllers
- Gantry robots
- Gearheads
- Human machine interfaces
- Industrial PCs
- Inverters
- Linear motors, slides and stages
- Precision stages
- Stepper motors
- Servo motors, drives & controls
- Structural extrusions



FILTRATION

Key Markets

- Food & beverage
- Industrial machinery
- Life sciences
- Marine
- Mobile equipment
- Oil & gas
- Power generation
- Process
- Transportation

Key Products

- Analytical gas generators
- Compressed air & gas filters
- Condition monitoring
- Engine air, fuel & oil filtration & systems
- Hydraulic, lubrication & coolant filters
- Process, chemical, water & microfiltration filters
- Nitrogen, hydrogen & zero air generators



FLUID & GAS HANDLING

Key Markets

- Aerospace
- Agriculture
- Bulk chemical handling
- Construction machinery
- Food & beverage
- Fuel & gas delivery
- Industrial machinery
- Mobile
- Oil & gas
- Transportation
- Welding

Key Products

- Brass fittings & valves
- Diagnostic equipment
- Fluid conveyance systems
- Industrial hose
- PTFE & PFA hose, tubing & plastic fittings
- Rubber & thermoplastic hose & couplings
- Tube fittings & adapters
- Quick disconnects



HYDRAULICS

Key Markets

- Aerospace
- Aerial lift
- Agriculture
- Construction machinery
- Forestry
- Industrial machinery
- Mining
- Oil & gas
- Power generation & energy
- Truck hydraulics

Key Products

- Diagnostic equipment
- Hydraulic cylinders & accumulators
- Hydraulic motors & pumps
- Hydraulic systems
- Hydraulic valves & controls
- Power take-offs
- Rubber & thermoplastic hose & couplings
- Tube fittings & adapters
- Quick disconnects



PNEUMATICS

Key Markets

- Aerospace
- Conveyor & material handling
- Factory automation
- Food & beverage
- Life science & medical
- Machine tools
- Packaging machinery
- Transportation & automotive

Key Products

- Air preparation
- Compact cylinders
- Field bus valve systems
- Grippers
- Guided cylinders
- Manifolds
- Miniature fluidics
- Pneumatic accessories
- Pneumatic actuators & grippers
- Pneumatic valves and controls
- Rodless cylinders
- Rotary actuators
- Tie rod cylinders
- Vacuum generators, cups & sensors



PROCESS CONTROL

Key Markets

- Chemical & refining
- Food, beverage & dairy
- Medical & dental
- Microelectronics
- Oil & gas
- Power generation

Key Products

- Analytical sample conditioning products & systems
- Fluoropolymer chemical delivery fittings, valves & pumps
- High purity gas delivery fittings, valves & regulators
- Instrumentation fittings, valves & regulators
- Medium pressure fittings & valves
- Process control manifolds



SEALING & SHIELDING

Key Markets

- Aerospace
- Chemical processing
- Consumer
- Energy, oil & gas
- Fluid power
- General industrial
- Information technology
- Life sciences
- Military
- Semiconductor
- Telecommunications
- Transportation

Key Products

- Dynamic seals
- Elastomeric o-rings
- EMI shielding
- Extruded & precision-cut, fabricated elastomeric seals
- Homogeneous & inserted elastomeric shapes
- High temperature metal seals
- Metal & plastic retained composite seals
- Thermal management

ENGINEERING YOUR SUCCESS.

Parker Worldwide

AE – UAE, Dubai

Tel: +971 4 8127100
parker.me@parker.com

AR – Argentina, Buenos Aires

Tel: +54 3327 44 4129

AT – Austria, Wiener Neustadt

Tel: +43 (0)2622 23501-0
parker.austria@parker.com

AT – Eastern Europe, Wiener Neustadt

Tel: +43 (0)2622 23501 900
parker.easteurope@parker.com

AU – Australia, Castle Hill

Tel: +61 (0)2-9634 7777

AZ – Azerbaijan, Baku

Tel: +994 50 2233 458
parker.azerbaijan@parker.com

BE/LU – Belgium, Nivelles

Tel: +32 (0)67 280 900
parker.belgium@parker.com

BR – Brazil, Cachoeirinha RS

Tel: +55 51 3470 9144

BY – Belarus, Minsk

Tel: +375 17 209 9399
parker.belarus@parker.com

CA – Canada, Milton, Ontario

Tel: +1 905 693 3000

CH – Switzerland, Etoy

Tel: +41 (0)21 821 87 00
parker.switzerland@parker.com

CL – Chile, Santiago

Tel: +56 2 623 1216

CN – China, Shanghai

Tel: +86 21 2899 5000

CZ – Czech Republic, Klecany

Tel: +420 284 083 111
parker.czechrepublic@parker.com

DE – Germany, Kaarst

Tel: +49 (0)2131 4016 0
parker.germany@parker.com

DK – Denmark, Ballerup

Tel: +45 43 56 04 00
parker.denmark@parker.com

ES – Spain, Madrid

Tel: +34 902 330 001
parker.spain@parker.com

FI – Finland, Vantaa

Tel: +358 (0)20 753 2500
parker.finland@parker.com

FR – France, Contamine s/Arve

Tel: +33 (0)4 50 25 80 25
parker.france@parker.com

GR – Greece, Athens

Tel: +30 210 933 6450
parker.greece@parker.com

HK – Hong Kong

Tel: +852 2428 8008

HU – Hungary, Budapest

Tel: +36 1 220 4155
parker.hungary@parker.com

IE – Ireland, Dublin

Tel: +353 (0)1 466 6370
parker.ireland@parker.com

IN – India, Mumbai

Tel: +91 22 6513 7081-85

IT – Italy, Corsico (MI)

Tel: +39 02 45 19 21
parker.italy@parker.com

JP – Japan, Tokyo

Tel: +81 (0)3 6408 3901

KR – South Korea, Seoul

Tel: +82 2 559 0400

KZ – Kazakhstan, Almaty

Tel: +7 7272 505 800
parker.easteurope@parker.com

MX – Mexico, Apodaca

Tel: +52 81 8156 6000

MY – Malaysia, Shah Alam

Tel: +60 3 7849 0800

NL – The Netherlands, Oldenzaal

Tel: +31 (0)541 585 000
parker.nl@parker.com

NO – Norway, Asker

Tel: +47 66 75 34 00
parker.norway@parker.com

NZ – New Zealand, Mt Wellington

Tel: +64 9 574 1744

PL – Poland, Warsaw

Tel: +48 (0)22 573 24 00
parker.poland@parker.com

PT – Portugal, Leca da Palmeira

Tel: +351 22 999 7360
parker.portugal@parker.com

RO – Romania, Bucharest

Tel: +40 21 252 1382
parker.romania@parker.com

RU – Russia, Moscow

Tel: +7 495 645-2156
parker.russia@parker.com

SE – Sweden, Spånga

Tel: +46 (0)8 59 79 50 00
parker.sweden@parker.com

SG – Singapore

Tel: +65 6887 6300

SK – Slovakia, Banská Bystrica

Tel: +421 484 162 252
parker.slovakia@parker.com

SL – Slovenia, Novo Mesto

Tel: +386 7 337 6650
parker.slovenia@parker.com

TH – Thailand, Bangkok

Tel: +662 717 8140

TR – Turkey, Istanbul

Tel: +90 216 4997081
parker.turkey@parker.com

TW – Taiwan, Taipei

Tel: +886 2 2298 8987

UA – Ukraine, Kiev

Tel: +380 44 494 2731
parker.ukraine@parker.com

UK – United Kingdom, Warwick

Tel: +44 (0)1926 317 878
parker.uk@parker.com

US – USA, Cleveland

Tel: +1 216 896 3000

VE – Venezuela, Caracas

Tel: +58 212 238 5422

ZA – South Africa, Kempton Park

Tel: +27 (0)11 961 0700
parker.southafrica@parker.com

Parker Hannifin Ltd.

Tachbrook Park Drive
Tachbrook Park, Warwick CV34 6TU
United Kingdom
Tel.: +44 (0) 1926 317 878
Fax: +44 (0) 1926 317 855
parker.uk@parker.com
www.parker.com

